

HAJJ 2026 TRAINING




ARMAN TAMBOLI & NASIR KAZI
IMRAN ATAURREHMAN KHAN

APPROVED TRAINER BY
CENTRAL HAJ COMMITTEE OF INDIA



Hajj Se Pehle Ki Tayyari

- 1)Mental (Zaheni),
- 2)Physical (Jismani)
- 3)Spiritual(Roohani)



1. Mental Preparation (Zehni Tayari)

✓ Realistic Expectations Set Karein

Hajj me bheed, lambi walking, heat, delays sab hote hain.

Yeh ek **ibadat + test of patience** hota hai.

✓ Sabr Ki Practice

Chhoti-chhoti cheezon par react na karna.

Apne aap ko mentally train karein ke *“Ye sab ibadat ka hissa hai”*.

✓ Group Coordination

Mehram / group ke sath decision-making discuss karein.

Kisi ko lose na karein — meeting points set karein.

✓ Stress Handling

Deep breathing, small breaks.

Har mushkil ko ibadat ka hissa samajh kar handle karein.

2. Physical Preparation (Jismani Tayari)

✓ Daily Walking Routine

Roz 30–45 mins chalna start karein (Ihram wali chappal jaisi footwear me).

Target: **8–10 km walking** without fatigue.

✓ Heat Tolerance Training

Thoda outdoor walk karein taake body heat ko adjust kare.

Hydration habit strong karein.

✓ Health Checkup

BP, sugar, thyroid, joint pain — sab tests karke doctor ki advice follow karein.

Jo medicine roz lete hain unka **40 days ka stock** ready rakhein.

✓ Foot Care

Soft chappal, anti-blister cream.

Daily moisturize karein to avoid cracks.

✓ Diet Improvement

Heavy, oily food kam.

Water intake increase.

Electrolytes sath rakhna habit banayein.

👉 3. Spiritual Preparation (Roohani Tayari)

✓ Haq qi adaygi

Kisi ka kuch karz chukana baqi ho usko chuka de, ya mamala tay kar le vatchit se

Wasiyat kar de agar kuch jaruri Hidayat ho wo apni aulad wa rishtedaro ko bata de, maafi mangle aur maaf karde, rishtedaro se sulah kar le

✓ Niyyat Ko Paak Karen

Hajj sirf Allah ke liye — show-off nahi.

Dil me yeh niyyat rahe: *"Ya Allah isko qubool farma."*

✓ Duas Memorize / Prepare

Apni zarooraton ki **personal dua list** banayein.

Arafat me padhne wali duas pehle se tayyar karein.

✓ Tawaf, Sa'i, Ihram ke Ahkam Seekhein

Kaise tawaf hota hai

Kaun si cheezein ihram me mana hain

Sa'i ki sunnat aur tareeqa

YouTube / scholar se ek dafa practice video dekhein

✓ Zikr Aur Qur'an

Surah Yaseen, Surah Waqiah, Surah Mulk ka tilawat routine banayein.

✓ Tawbah Aur Forgiveness


Kisi se ghalti hui ho to maafi maang lena

Dil ko saaf karna — "clean slate" ke sath Hajj par jayein







HAJ 2026: NEW UPDATES

- 1. No Kitchen Facility**
- 2. Male Female k rooms alahida rahenge**
- 3. kuch health conditions me haj k liye unfit kiya jayega**
- 4. Sabhi Hajiyo ko smart watch di jayegi**
- 5. Mina me sofa cum bed diye jayege**
- 6. Mina me tents k bahar green carpet bichaye jayege**
- 7. Mina me saman rakhne k liye intezam kiya jayega**






HAJ 2026: MEDICAL UNFITNESS CRITERIA

 **New Policy: Saudi Arab ne medical risks ko rokne ke liye health guidelines ko sakht kar diya hai.**






 **Penal Action: Rules follow na karne par pilgrims ko India wapas deport kiya ja sakta hai.**

-  **Major Organ Failure:** Kidney failure (dialysis), heart failure (minimal exertion), chronic lung disease (oxygen support), aur advanced liver cirrhosis.
-  **Neurological & Psychiatric Disorders:** Dimaghi ya nafsiyati bimariyan jo samajh-boojh (cognition) ko mutasir karein ya bari jismani mazoori (motor disabilities) ho.
-  **Advanced Dementia:** Budhape ki wajah se hone wali aisi bimari jis mein yaad-dasht bohot zyada kamzor ho.
-  **Pregnancy:** Hamila khawateen jo apne akhri mahino (final trimester) mein hon ya aisi pregnancy jo kisi bhi stage par high-risk ho.
-  **Infectious Diseases:** Chhoot ki bimariyan jo bheed mein dusro ko lag sakti hain, jaise open pulmonary TB ya viral hemorrhagic fevers.
-  **Cancer Patients:** Wo mareez jo chemotherapy ya kisi aur tarah ke sakht (intensive) immunosuppressive treatment se guzar rahe hon.

HAJ 2026: VACCINATION MANDATORY

-  **Mandatory (Zaroori) Vaccine**
-  **Meningococcal Meningitis Vaccine (QMMV / ACYW-135)**
- Ye vaccine **sab Hajj pilgrims ke liye compulsory** hai
- India me aam taur par **Quadrivalent Meningococcal Vaccine** diya jata hai
- Travel se **kam se kam 10 din pehle** lagwana zaroori hai
-  Certificate me ye cheez likhi honi chahiye:
- Vaccine ka **type (name)**
- Vaccine lagne ki **date**
-  Agar certificate me vaccine ka type mention nahi hai, to wo **sirf 3 saal** ke liye valid mana jayega.
-  **Validity:**
- **Polysaccharide vaccine:** 3 saal tak
- **Conjugate vaccine:** 5 saal tak

HAJ 2026: VACCINATION RECOMMENDED

- **◆ Recommended (Optional / Mashwara diya gaya)**
- **2 Seasonal Influenza Vaccine (SIV)**
Ye vaccine **recommended hai**, sab ke liye compulsory nahi.
- Ye zyada zaroori hai:
 -  Pregnant women
 -  5 saal se chhote bachche
 -  65 saal se zyada umar ke buzurg
 -  Chronic bimaari walay log
 -  Kam immunity walay log
- **✗ Oral Polio Vaccine (OPV) - Indian Pilgrims ke liye OPV zaroori nahi raha (last year taq tha)**



COVID-19 VACCINATION GUIDELINES

Hajj par jane ke liye, COVID-19 se bachao ka proof niche diye gaye **4 options** mein se kisi **EK** tarah se hona zaroori hai:

- 1 Basic Vaccination:** Agar aapne COVID-19 ki kam se kam **2 doses** lagwayi hon, jo saal **2021 se 2024** ke beech lagi hon.
- 2 Updated Vaccine:** Agar aapne **2025–2026 season** ki updated vaccine li hai, toh sirf **1 dose** bhi kafi mani jayegi.
- 3 Recovery Proof:** Agar aapko COVID-19 hua tha, toh official **Lab Report** se uska theek hona confirm hona chahiye.
- 4 No Current Symptoms:** Agar upar diye gaye koi bhi documents maujood nahi hain, tab bhi agar aapko filhal **COVID-19 ka koi symptom (lakshan)** nahi hai, toh aap Hajj ke liye eligible hain.

(Apne mobile number se registered certificate abhi bhi download ho sakta hai).

Luggage

BAGGAGE FOR JOURNEY

Check-In Bag

Quantity: **2 suitcases** per pilgrim

Material: Hard shell (durable and protective)

Dimensions per bag:

30" × 22" × 11" (Total linear size: **158 cm**)

Weight limit per bag:

Maximum 20 kg

Total - 40 kg

Cabin Bag

Quantity: **1 Handbag** per pilgrim

Dimensions per bag:

22" × 16" × 8" (Total linear size: **158 cm**)

Weight limit per bag:


Maximum 7 kg

⚠ Important Notes:

Bags exceeding size or weight may be rejected or incur extra charges.

Use name tags inside and outside of bags, use secure locks.

Avoid carrying fragile or valuable items in check-in bags.



BAGGAGE STICKER

| | | |
|--|---|--|
| BUILDING NO 273 | AB. JABBAR MUJAWAR | ROOM NO 113 |
| COVER NO : MHF-83-1-0 | | |
| PASSPORT NO : N***** | | |
| : FLIGHT NUMBER : | | |
| MUMBAI TO JEDDAH : SV- 5739 | |  |
| MADINA TO MUMBAI : SV- 5752 | | |
| MAKKAH 🌐 MUMBAI 🌐 9821889797 | ADDRESS : B. I. T. BLOCK, I. R. Road, Mumbai- 400003, India. | MAKTAB NUMBER : 19 |

ITEMS NOT PERMITTED IN CABIN (HAND) BAGGAGE

 Knives, scissors (blade >6 cm), ya razor blades

 Betel nut cutter ya Nail-clippers

 Folding Umbrella

 Metal boxes, buckets, ya rope bundles

 Power banks over 100 Wh (Overhead cabin mein nahi rakh sakte)

 Tools (Hammer, screwdriver, ya pliers)

 Fireworks ya explosive items

 Pepper spray, tear gas, Moisturizing lotions, ya Cream













 Pornographic ya culturally sensitive material

 Scotch tape ya Masking Tape

 Masala, Paste, ya Liquids

 Match Box ya Cigarette Lighter

Must be in a transparent zip-lock bag, max 1 liter total

-  Drinking water
-  Juice or soft drinks
-  Moisturizing lotion
-  Creams and gels
-  Liquid hand sanitizer
-  Liquid medicines (with prescription)
-  Eye drops
-  Perfume or attar,
-  Shampoo or conditioner
-  Toothpaste
-  Mouthwash
-  Liquid soap or face wash.

HANDBAG (CABIN) ME LE JANE WALI CHIZE

 PASSPORT

 VISA / E-VISA PRINTOUT

 CURRENCY (SAUDI RIYAL + INR)

 HEALTH CARD / VACCINATION PROOF

 5-10 DIN KI ZAROORI MEDICINES.

 EXTRA EHRAM (MEN)

 7 DAANE KI TASBIH

 CHAPPAL KI TAHILI (SHOE BAG)











 UMRAH KE BAAD PEHNE WALE KAPDE

 NAHANE KA SAMAN (TOILETRIES)

 MOBILE CHARGER / POWER BANK

 DRY SNACKS

 MAKKAH PAHOCHTE HI LAGNE WALA SAMAN

Allowed -  Quran Majeed  Haj Books & Duaein  Janamaz  Passport & Documents  Tasbeeh / Topi  Charger & Power Bank
 Ball Pen  Miswaak  Extra Chappal  Khali Bottle

NOTE – POWERBANK YA BATTERY WALI CHIZE HANDBAG ME HI LENA HAI AND OVERHEAD CABIN NAHI RAKHNA HAI



Reporting & Document Collection

- 2 din pahle **online reporting** ya **offline** reporting kare, confirmation & authority letter download kar le
- 1 din pahle hajj house se ye documents collect kare. (Passport, Boarding Pass, Pilgrim ID, etc. & Vaccination Certificate. **Smart Watch**)
- Iske details ko acchi tarah dekh le naam and ticket sab sahi ya isme koi galati hai
- Documents ki alag se file banaye, Health Card bhi sath me rakhe
- Haji aur Hajjan dono apni alag alag file banaye
- Return ticket ko hifazat se sambhal kar rakhe ye wapsi k waqt mandatory hai.



Chand Ehtiyate

- Masturat Hajj k safar se pahle mehndi na lagaye is se biometric me dushwari aati hai.
- Is pure daruan e safar me taxi ka istemal karte waqt pahle mard baithe fir khawatin ko baithaye aur utrte waqt pahle khawatin utre fir mard.
- Hajj k safar me jate aur aate waqt kisi Ajnabi ya anjan musafir ka saman, packet, box ya medicine hargiz apne saath na le, majrat k sath inkar kar de.
- Pure Safar me ya haram me tawaf karte waqt ya madina me masjid Nabawi me kahi bhi kisi ki giri huee chiz na uthaye.
- Saudi kanoon ki khilafwarji na kare, khas kar military ya police ye security se bilkul na ulze, inke vehicles ya person kisi ki taswirkashi na kare ye wah ek qanoonan jurm hai.
- Apni regular medicine jaise sardi, zukham, sar-dard, pet-dard etc. sath le jaye
- Halte ehram me pahenne wali chappal ko kuch din pahle se hi yaha istemal karna shuru kar de.
- Khawatin chamde k moje Safa Marwa ki saee k liye sath lele yaha farsh bahot thanda hota hai.
- Khawatin kanch(glass) ki chudiya na pahne.
- Qeemati sone k zewrat le jane se parhez kare.
- Apne documents apne sath rakhe uski alag se ek document bag bana le.
- Thande pani se parhez kare zam zam bhi not cool wala piye, apne aap ko hydrate rakhe pani khub piye.

Haj Committee Of India

Indian Haj Mission

Service Center / Makhtab

State Haj Inspector (Khadimul Hujjaj)

State Haj Committee Of India

Haj Trainer

HAJJ KI QISME (TYPES)

| | 1 Hajj-e-Ifrad | 2 Hajj-e-Qiran | 3 Hajj-e-Tamattu' |
|----------------------------|----------------|----------------|-------------------|
| Umrah shamil hai | ✗ Nahi | ✓ Haan | ✓ Haan |
| Sirf Hajj ka Ihram | ✓ Haan | ✗ Nahi | ✗ Nahi |
| Ek hi Ihram | ✓ Haan | ✓ Haan | ✗ Nahi |
| Do alag alag Ihram | ✗ Nahi | ✗ Nahi | ✓ Haan |
| Qurbani Wajib | ✗ Nahi | ✓ Haan | ✓ Haan |
| Umrah ke baad Ihram kholna | | ✗ Nahi | ✓ Haan |

Mukhtasar Samjhane ka Tareeqa

- ◆ **Hajj-e-Ifrad:** Sirf Hajj ki niyyat, Umrah nahi. Qurbani wajib nahi.
- ◆ **Hajj-e-Qiran:** Ek hi Ihram me Umrah aur Hajj dono. Qurbani wajib.
- ◆ **Hajj-e-Tamattu:** Pehle Umrah, Ihram khol dete hain. Phir 8 Zil-Hijjah ko naya Ihram baandh kar Hajj. Qurbani wajib.

Umrah ke Chaar Aham Arkaan

2 Farz aur 2 Waajib yani chaar kaam —

1

Niyat



Niyat aur
Talbiyah parhna

2

Tawaf



Kabe Sharif
ke tawaf karna

3

Sa'i



Safa aur Marwa
ke darmiyan daurna

4

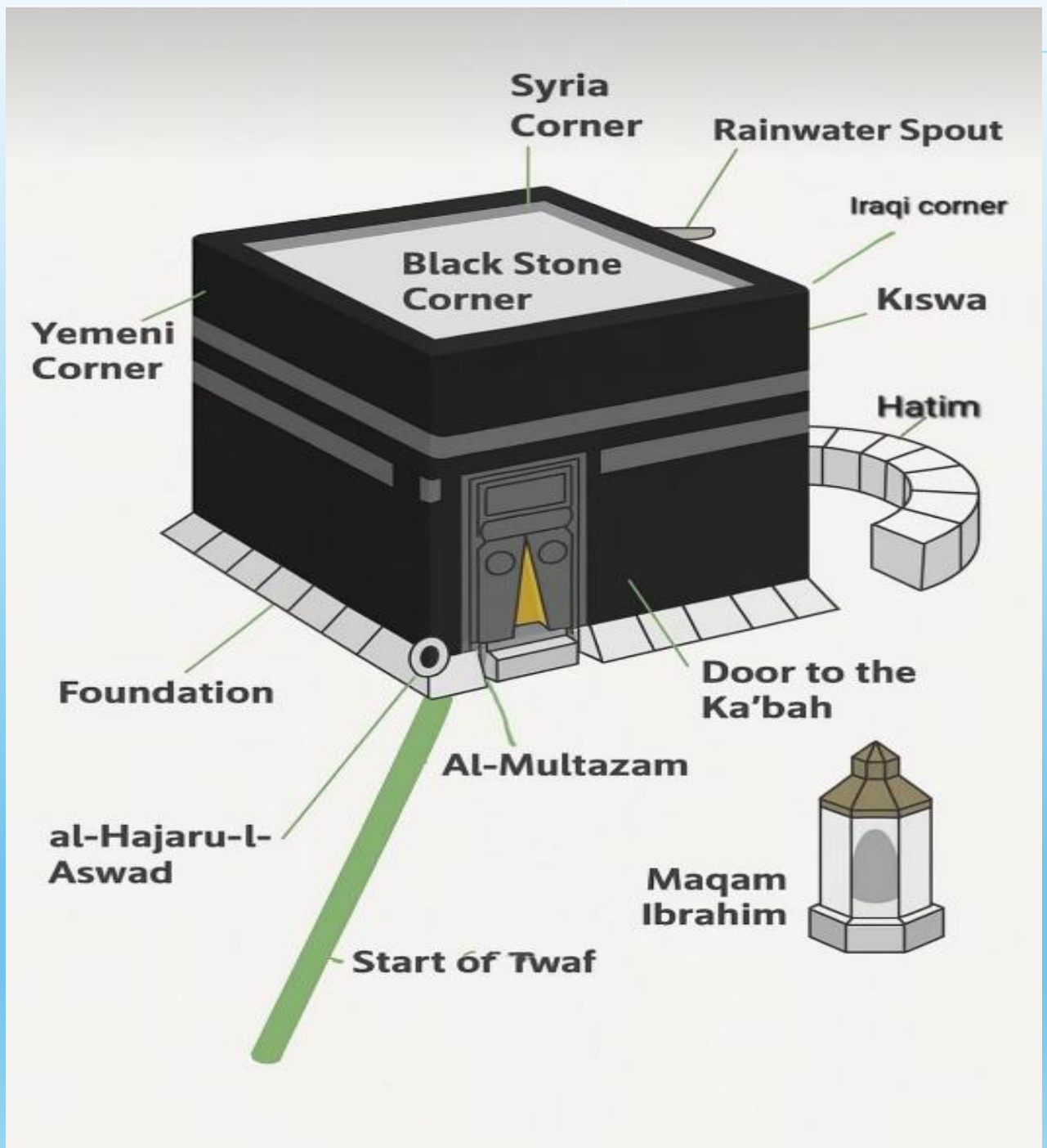
Halq ya Qasr



Hajamat karwana
ya baal qatarna

2 Farz aur 2 Waajib yani chaar kaam —

◆ Tawaf ke baad 2 rakat namaz (Maqam-e-Ibrahim ke paas ada karen)





(DAY 1) 8 ZIL-HIJJAH - MINA KA QAYAM

Haj ki niyat karke Ihram me Mina rawana

- 5 Namazein Mina me
- Zyada ibadat, dua, tilawat
- Arafat ki tayari

Farz / Wajib:

- Yahan koi rukun nahi
- Qayam Sunnat hai





(DAY 2) 9 ZIL-HIJJAH - WUQUF-E-ARAFAT

Masjide Nimrah (Imam k piche)

Zuhar + Asar (Jama)

Tent me - Zuhar , Asar - Apne apne waqt par

Wuquf-e-Arafat – Khade rahe kar dua karna

(Jabal-e-Rahemat)

Maghrib nahi padhenge Arafat me

Farz – Wuquf-E-Arafat





(DAY 2) 9 ZIL-HIJJAH - MUJJDALIFA RAWANGI

Gurub k baad Muzdalifah k liye Rawana

Muzdalifah me magrib Isha dono namaze Isha k waqt ek azan ek akamat k sath me padhna

Muzdalifah se raat me (70-80) kankariya jama karna

Raat ka qayam mujdalifah ke maidan me khule asman me karna hai





(DAY 3) 10 ZIL-HIJJAH – MINA RAWANGI

- Tulu-e-Aftab taq Mujdalifa me qayam karna
- Rami – Sirf Bade Shaitan ko 7 kankariya marna
- Qurbani
- Halak/Qasar
- Ihram ki chadre utar dena
- Ihram ki pabandiya se bahar ana Sirf Ek pabandi ab bhi baqi hai – jab taq Tawaf-e-Ziyarat na ho jaye biwi halal na honggi

(10,11,12- Tawaf-e-ziyarat)

Wajib – (1.Wuquf-e-Mujadalifah
2.Qurbani 3.Halak/Qasar)





(DAY 4) 11 ZIL-HIJJAH - RAMI-E-JAMRAT



Tino Shaitano ko 7-7 kankariya marna
Tawaf-e-jiyarat (10,11,12 Gurub-e-Aftab se pahle karle)



(DAY 5) 12 ZIL-HIJJAH - RAMI-E-JAMRAT



Tino Shaitano ko 7-7 kankariya marna
Tawaf-e-jiyarat (10,11,12 Gurub-e-Aftab se pahle karle)

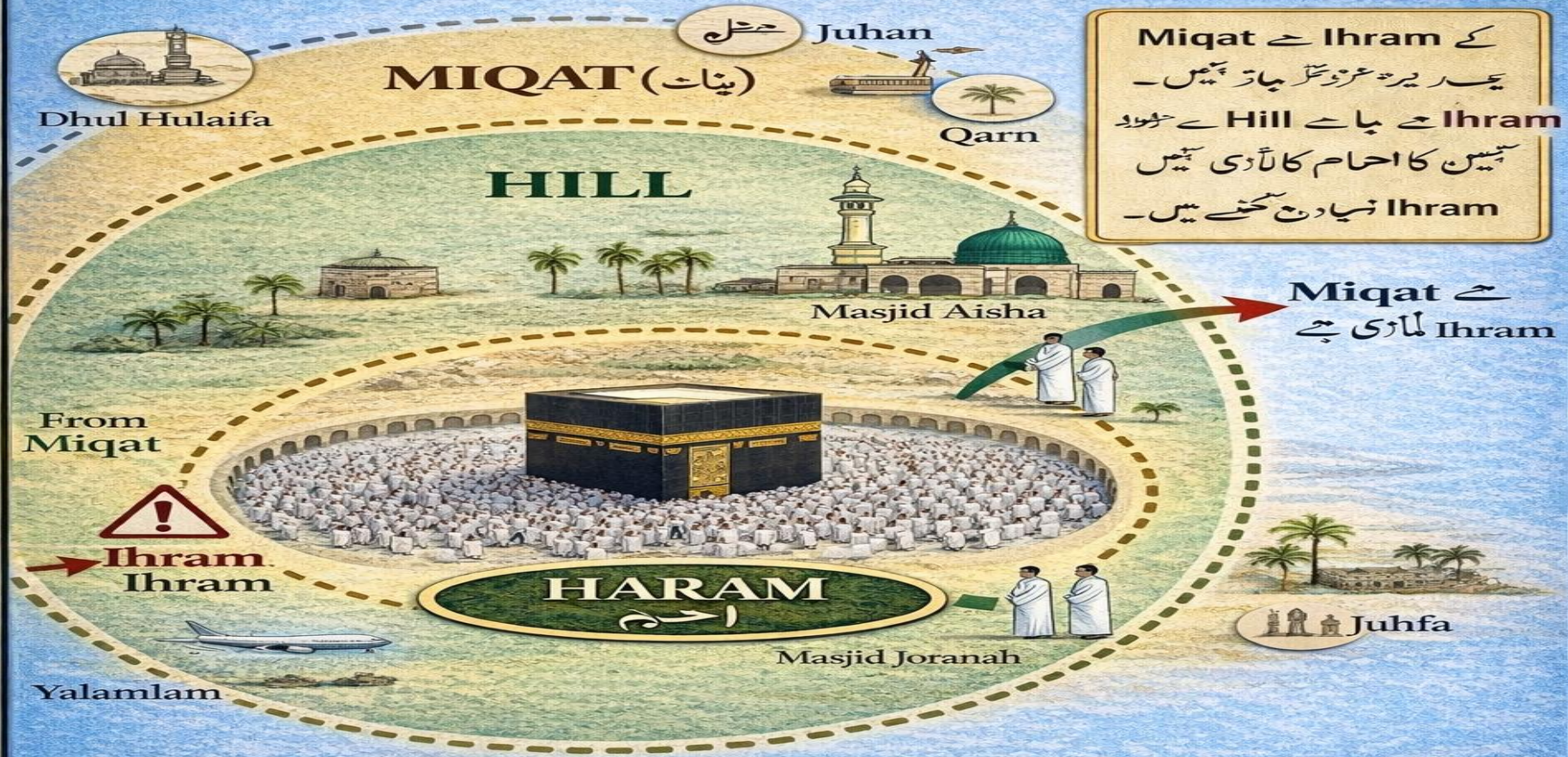


(DAY 6) 13 ZIL-HIJJAH - RAMI-E-JAMARAT



| DAY 1 8 ZULHIJJ | DAY 2 9 ZULHIJJ | DAY 3 10 ZULHIJJ | DAY 4 11 ZULHIJJ | DAY 5 12 ZULHIJJ | DAY 6 13 ZULHIJJ | |
|---|--|--|---|-----------------------------|---|--|
|  |  |  |  | | | |
| MINA | ARAFAT – (GURUB AFTAB) MAGRIB- ISHA TOGETHER MUZDALIFA QAYAM KANKARI JAMA KARNA | WUQUF-MUZDALIFA RAMI (BADA SHAITAN) QURBANI HALAK/QASAR | RAMI TINO SHAITAN KO | RAMI TINO SHAITAN KO | RAMI (SUNNAT - NOT MANDATORY) TINO SHAITAN | |
| | | TAWAFE ZIYARAT | | | | |
| MAKKAH SE RAWANGI SE PAHLE TAWAFE WIDA | | | | | | |

شرح MIQAT اور MIQAT اور (حل) HIL



Miqat سے Ihram کے
پندرہ روزہ عزت گزار چاہئے ہیں۔
Ihram سے پہلے سے حلوہ
تیس دن کا احرام کا نادی نہیں
Ihram نہیادین سکتے ہیں۔



**From Miqat سے Ihram
is MANDATORY**

پس از احرام چاہیے ہے۔



**In Hill, Ihram
OPTIONAL**

Hill سے Ihram بان سکتے ہیں۔



Important Apps to Install BEFORE Flying for Hajj


Communication Apps



imo



comera



telegram



whatsapp

Navigation Apps



google maps



kmcc hajj guide

Hajj & Umrah Official Apps



Haj Suvidha



Nusuk | نسك

HAJ SUVIDHA APP



LOGIN

Username ⓘ

[Forgot your Username](#)

M-PIN

[Forgot your M-PIN](#)



Login With M-PIN

[If you haven't set up an M-PIN then login with OTP.](#)

Login With OTP



Haj Suvidha (Pilgrim)



Home



Accommodation & Flight Details



Information

Current Weather
25.0 °C
PARTLY CLOUDY

| | | |
|--|----------|--------------|
| | Wind | : 4.2 km/h |
| | Pressure | : 1017.6 hPa |
| | Sunrise | : 07:14 |
| | Sunset | : 18:19 |

Know Your State Haj Inspector

Grievances

My Luggage List

Scan Any Luggage QR Code

Nearest Facilities

SOS

Training Mode

Haj Suvidha (Pilgrim)



Home



Accommodation & Flight Details



Information

ESR

Code

Facilities



Dua



SOS Activities



Announcements



AI Chat Bot



Qibla Compass



Pedometer



Azan Timings

SOS

< Know Your State Haj Inspector

State Haj Inspector Details



9000000001
TEST SHI USER



Cover Details

Cover ID TEST-COVER-001

Cover Head : TEST COVER HEAD



TEST COVER HEAD
9000000002



< Grievances

New Grievance

Grievances History

Grievance For

For Self

For Other

Category *

Select Category



Grievances Description *

Enter Grievances Description

* Grievance description should be minimum 10 characters

 Capture

Submit

< My Luggage List

My Luggage List

Misplaced Luggage



Luggage 1

Scan to Activate



Description

Large black trolley bag with red ribbon on handle

Track



Luggage 2

Scan to Activate



Description

Medium blue suitcase containing clothes and personal items

Track



Luggage 3

Scan to Activate



Description

Small hand-carry bag with documents and essentials

Track



 Announcements Search... **Five Day of Hajj- 2025 Now Available !** 

The Daily Haj Bulletin - Five Day of Hajj- 2025 is now live in the Haj Support - Video section. Stay informed with the latest updates from Haj Suvidha. Watch now!

03 Jun 2025 04:07 PM

Stay hydrated alert. 

As temperatures rise, prioritize your health:


1. Drink plenty of water throughout the day.
2. Limit outdoor activities to essential tasks.
3. Avoid venturing out during peak heat hours.

03 Jun 2025 03:01 PM

Attention All Hajjis - New MAP Available! 

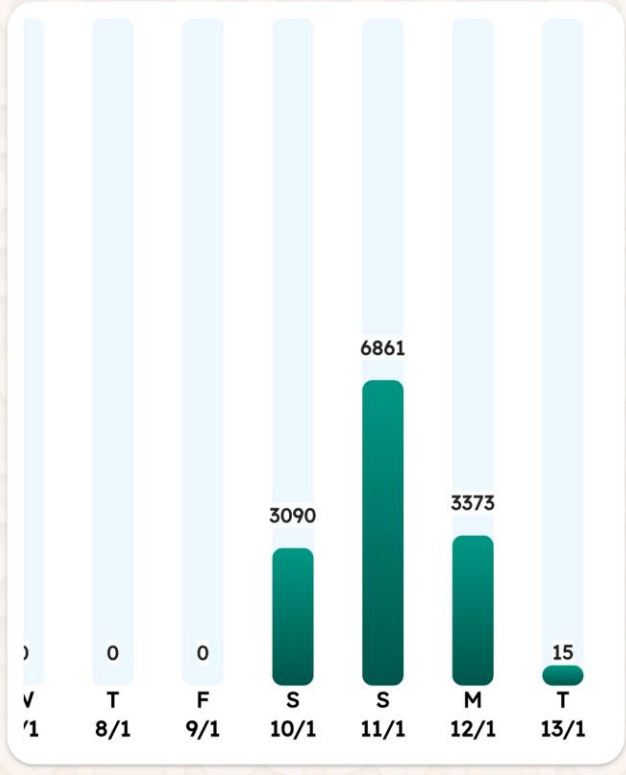
A newly updated Arafat MAP and details of Makatbas in Mina have been uploaded in the Haj Support section of Haj Suvidha.

31 May 2025 02:12 PM

ii. Please ensure you keep your Nusuk card safe and secure. 

a. Store a digital copy in your phone. b. Carry a physical copy with you at all times.

Step Count History





Home



Accommodation
& Flight Details



Information

HAJ COMMITTEE OF INDIA
Haj1446 (H)-2025 CE

Cover No. TEST-COVER-001

Pilgrim Information

Pilgrim ID
10000001

Name
TEST USER

Age
30

Gender
Male

Onward Flight Information (Pilgrim must report Airport at least 6 hours before the departure time of flight)

Flight No
AIRLINE - XX5678

Flight Date
01/01/2026 08:00 AM

SOS



Home



Accommodation
& Flight Details



Information

Current Weather
25.0 °C

Choose SOS Type

Medical Emergency

Missing Person

Select Type of Recording.



Record Voice



Record Video

My Luggage
List

Scan Any
Luggage QR
Code

Nearest
Facilities



Training Mode



SOS



Home



Accommodation & Flight Details



Information

Onward Flight Information (Pilgrim must report Airport at least 6 hours before the departure time of flight)

Flight No

AIRLINE - XX5678

Flight Date

01/01/2026 08:00 AM

Reporting Date

01/01/2026 09:00 AM

Reporting Time

09:00 AM

Reporting Place

TEST REPORTING CENTER, TEST CITY

Return Flight Information

Flight Date

01-02-2026

Flight No

AIRLINE - XX1234

Accommodation Information



Haj Suvidha (Pilgrim)



Home



Accommodation
& Flight Details



Information

Reporting Time

09:00 AM

Reporting Place

TEST REPORTING CENTER, TEST CITY

Return Flight Information

Flight Date

01-02-2026

Flight No

AIRLINE - XX1234

Accommodation Information

Makkah

Madinah

Mina

Building No

TR-MK-101

Room No












A-12

[View Location](#)

SOS



TEST USER

-  My Profile
-  Linked Watch
-  Share my Details
-  Translate
-  Co-Ordinator Info
-  Haj Support
-  Rate Your State Haj Inspector
-  Feedback
-  Share Application
-  FAQs
-  Privacy Policy



NUSUK APP



nusuk



Nusuk | نسك

Ministry Of Haj & Umrah

Install

4.8★

56K reviews ⓘ



Government ⓘ

3+

Rated for 3+ ⓘ



نُسُوك
nusuk

Continue as a guest

نفاذ

Log In with Nafath

Log In

Create Account



Let's get you started

Saudi Arabian citizen or resident

Gulf Cooperation Council citizen

International visitor



Create account



Select nationality



Passport Number

Passport number

Continue



Create account

India



Passport Number

TO





Skip

Create account

Do you require special assistance?

No

Yes



Create account

Enter a password for your account

Enter Password



- × Length must be 8 characters or more
- × Must contain upper and lowercase letters
- × Must have at least one special character
- × Must contain numbers

I understand that this service is for Muslims*

I have read and accepted the [Terms & Conditions*](#)

Create account



Create account

Enter a password for your account

Rawdah@2025



- ✓ Length must be 8 characters or more
- ✓ Must contain upper and lowercase letters
- ✓ Must have at least one special character
- ✓ Must contain numbers

I understand that this service is for
Me

I have read and accepted the [Terms & Conditions*](#)

Create account



Create account

Please enter your mobile number

+966 ▾

123456789

Continue



Select Country Code

Q Search

A - +0

Angola - +244

Anguilla - +2641

Armenia - +374

Azerbaijan - +994

American Samoa - +684

Antarctica - +6721

Austria - +43

Aruba - +297

Antigua - +2681

Ascension Island - +247

Andorra - +376

Algeria - +213

Albania - +355

Australia - +61

A

B

C

D

E

F

G

H

I

J

K

L

M

N

O

P

Q

R

S

T

U

V

W

Y

Z



Verify Account

Enter your email address to receive an OTP verification code

Continue



نُسُوك
nusuk

Continue as a guest

نفاذ

Log In with Nafath

Log In

Create Account



OTP Verification

Please verify your email address by entering the
OTP verification code
sent to: BIXXXXXXXXXX@GMAIL.COM

88 seconds remaining

Didn't receive OTP verification code?

Resend OTP

Verify OTP Verification Code

Asr - 15:53
Makkah




Hajj
Reserve your journey

Umrah
Book permit

Rawda
Book permit



A card showing a view of the Kaaba through an archway. Below the image are icons and labels for prayer times: Fajr, Sunrise, Dhuhr, Asr, Maghrib, and Isha.



Three icons representing different services: a book with a star, a cube with an arrow, and a smartphone with a crescent moon.



Umrah

Book permit



Rawda

Book permit



Fajr



Sunrise



Dhuhr



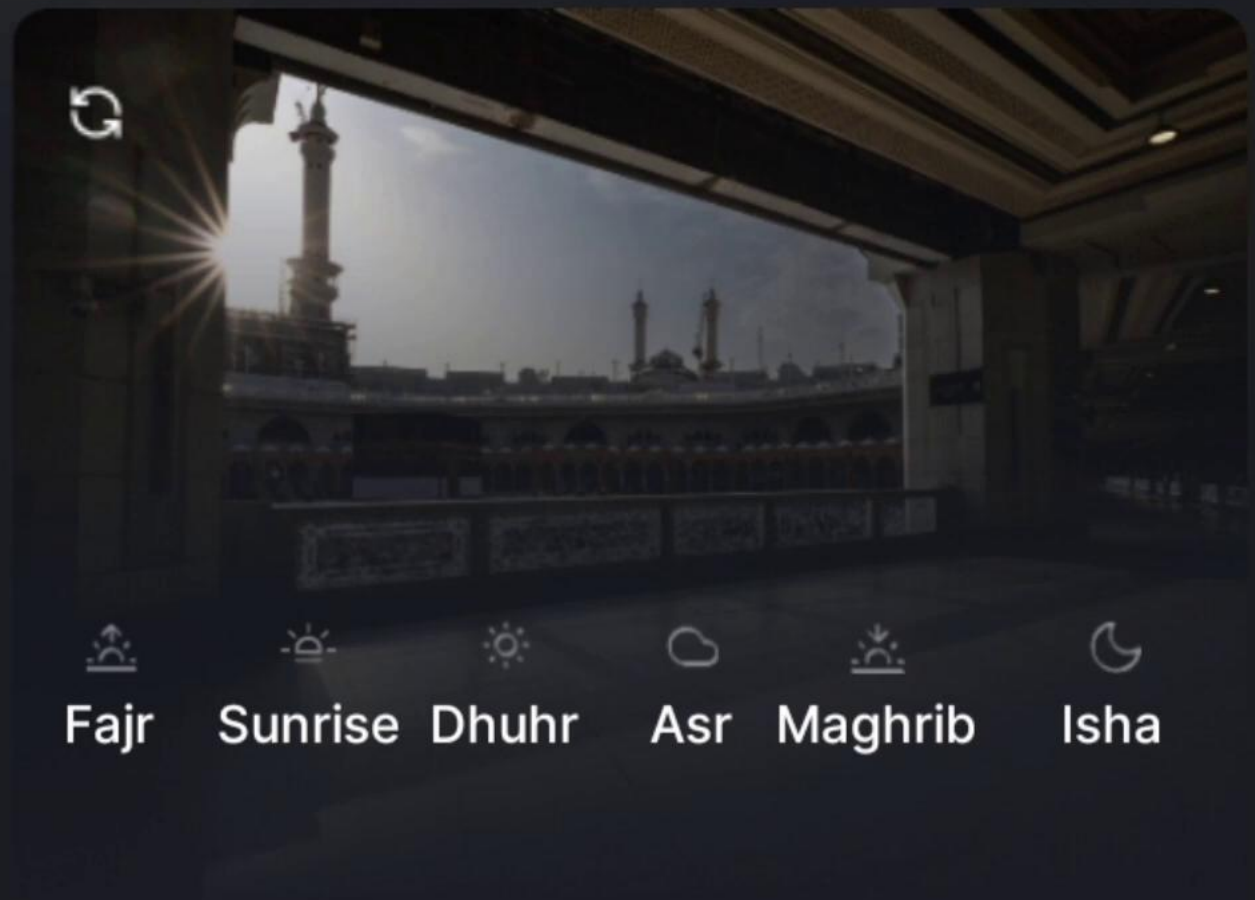
Asr



Maghrib



Isha





It seems you haven't visited Rawdah before


Book an appointment to visit Rawdah

Booking For
Men


Booking For
Women



Booking Rawdah Visit for Women



When do you want to visit Rawdah?

Choose your visit date 

Which time suits you?

Continue

Choose your visit date

Hijri

Gregorian

March 2025

| S | M | T | W | T | F | S |
|----|----|----|----|----|----|----|
| | | | | | | 1 |
| 2 | 3 | 4 | 5 | 6 | 7 | 8 |
| 9 | 10 | 11 | 12 | 13 | 14 | 15 |
| 16 | 17 | 18 | 19 | 20 | 21 | 22 |
| 23 | 24 | 25 | 26 | 27 | 28 | 29 |
| 30 | 31 | | | | | |

Booking Status


• Available for booking

• Waitlist


Confirm



Booking Rawdah Visit for Women

Friday, 14 March 


Which time suits you?

 Before Fajr

12:20 AM

12:40 AM

01:20 AM

 Fajr prayer 05:14 AM

06:00 AM

06:20 AM

06:40 AM

07:00 AM

07:20 AM

07:40 AM

08:40 AM

Continue



Booking Rawdah Visit for Women

Friday, 14 March



Which time suits you?



Before Fajr

12:20 AM

12:40 AM

01:20 AM



Fajr prayer

05:14 AM

06:00 AM

06:20 AM

06:40 AM


07:00 AM

07:20 AM

07:40 AM

08:40 AM

Continue



Asr - 15:40
Madinah



Zamzam water

Zamzam water comes directly to you from the King Abdullah bin Abdulaziz Zamzam Water Project.

Order now

New Experience



Your Journey to Hajj
Everything you need for Hajj essentials.

Umrah
Book permit



Noble Rawdah
Book permit



Karachi

Passed since Asr
00:07:38

| | | | | | |
|-------|---------|-------|-------|----------------|-------|
| | | | | | |
| Fajr | Sunrise | Dhuhr | Asr | Maghrib | Isha |
| 05:05 | 06:21 | 12:25 | 03:49 | 06:26 | 07:42 |



Welcome MUHAMMAD
Welcome to the Prophet's Mosque (Peace Be Upon Him)



Rawdah Visit For Men

Book a visit to Rawdah



Your Bookings

View all bookings for Rawdah



Instant Track

Available every 20 minutes

Are you near the Prophet's Mosque? Then here is your chance to visit Rawdah in the next two hours.

Choose a time to enter the Instant Track:


02:20 pm

02:40 pm





RIYAZ-UL-JANNAH VISITING TIMINGS (MEN & WOMEN)


 **Men (Mard):**

 **Regular Days Timings**

2:00 AM → Fajr
11:20 AM → Isha

 **Friday Special Timings**

2:00 AM → Fajr
9:20 AM → 11:20 AM
After Jumu'ah → Isha

 **Women (Auratein):**

 **Regular Days Timings**

After Fajr → 11:00 AM
After Isha → 2:00 AM

 **Friday Special Timings**

After Fajr → 9:00 AM
After Isha → 2:00 AM



Mumbai Airport Hajj Pilgrims Action Sequence (Tartibwar Marhale)



CISF Security Gate Entry

- CISF (Central Industrial Security Force) personnel aapka passport aur boarding pass check karte hain.



Baggage Screening & Check-In

- Aapka check-in baggage X-ray screening se guzarta hai
- Uske baad airline counter par baggage check-in hota hai , **baggage stickers ko sambhal kar rakhe**



Immigration Clearance

- Immigration counter par aapka passport scan hota hai aur Saudi visa verify kiya jata hai.
- Fingerprint aur photo capture bhi ho sakta hai. **(ladies k liye alag se queue honggi) yaha individual jana hai not group**



Final Security Check (Pre-Boarding)

- Hand baggage aur aapka khud ka security screening hota hai (metal detector, frisking).
- Liquids, sharp items, etc. ke liye standard airport rules apply karte hain.




Waiting Lounge / Boarding Gate

- Aapko designated waiting area mein le jaya jata hai.
- Wahaan se aapko boarding announcement ke baad flight mein chadhaya jata hai.

Waiting Lounge & Departure

- Nashte ka intejam hajj committee ki taraf se hota hai
- Aheram ki chadre nahi paheni hai to wo pahen le
- Farz Namaz ka waqt ho to namaz padh le aur 2 rakat nafl namaz safar ki asani k liye bhi padh le, Agar Aheram ki namaz na padhi ho to wo bhi padh le
- Apni jaruriyat se farig ho jaye is tarah se ki flight me aapko jane ki hajat na rahe 5 ghanta aap bardasht kar sake
- Apne rishtedar wo mutallikin ko call karle

IMRAN ATAURREHMA/A



S/N 0322

BOM → JED
MUMBAI
11.05
16 MAY 2025
13:25
JEDDAH
IMMIGRATION INDIA

PNR: MYDIVD
TICKET: ETKT 065218113993301
FBTV: OMHF228240
SERVICES: HAJJ
COESHARE:
BAGGAGE:

16 MAY 2025
IMMIGRATION INDIA
MUMBAI





| FLIGHT | TERMINAL | BOARDING | GATE | ZONE | SEAT | CLASS |
|-----------------|----------|----------|------|------|------|-------|
| SV3093 16MAY | 2 | 10:15 | | 2 | 61B | Y |

1 Seat = Row Number + Letter

Example:

12A
24G
33L

 Number = row
 Letter = seat position

it may be different Letter

1 ABC DEGH JKL
2 ABC DEGH JKL

AIRPLANE SEAT MAP

Lorem ipsum dolor sit amet, consectetur adipiscing elit. Phasellus scelerisque ante mauris, id cursus nunc aliquam eget. Sed gravida elementum interdum.

Lorem ipsum dolor sit amet, consectetur adipiscing elit. Phasellus scelerisque ante mauris, id cursus nunc aliquam eget. Sed gravida elementum interdum.



Lorem ipsum dolor sit amet, consectetur adipiscing elit. Phasellus scelerisque ante mauris, id cursus nunc aliquam eget. Sed gravida elementum interdum.

Lorem ipsum dolor sit amet, consectetur adipiscing elit. Phasellus scelerisque ante mauris.

Mumbai – Jeddah/Madina Flight Travel

- ✓ Plane entry ke waqt Passport + Boarding Pass ready rakhein
- ✓ Apni assigned seat par jaake turant baith jaayein
- ✓ Seat ko lekar zhagde se bache, mutual understanding se issue solve karle
- ✓ Overhead luggage rack mein bag sahi se rakhna
- ✓ Washroom ka istemal zarurat par hi karein, zyada na karein
- ✓ Seat belt bandh kar baithna mandatory hai
- ✓ Cabin crew ke instructions dhyan se sunna aur follow karna
- ✓ Mobile phones flight mode par rakhein
- ✓ Flight ke dauraan unnecessary movement avoid karein
- ✓ Khaane aur pani ke liye crew ka wait karein, khud se kuch na lein
- ✓ Emergency instructions (life jacket, oxygen mask) samajhne ki koshish karein

Lavatory in Plane / Western Toilet ka Istemaal

Western Toilet Use Karne Ki Simple Instructions

- Ye western toilet hai, **is par kursi ki tarah baithna hota hai.**
- **Pair toilet par chadhana mana hai.**
- Seat par **seedhe baitho**, pair zameen par rakho.
- Side me lage **pipe / spray se paani lo.**
- Kaam ke baad **flush button dabao.**
- Toilet use karne ke baad **sabun se haath zaroor dhona.**

Yaad Rakhne Ki Do Baatein

- Kapda, plastic ya diaper **flush me na daalo.**
- Zyada paani bahar **na giraye.**



Mumbai – Jeddah Flight Travel

- Jeddah jate waqt miqat se guzarte hai is liye Aheram jaroori hai
- Flight me baithne k kuch der baad flight stable ho jata hai, cruise mode me jane k baad aap chal fir sakte hai washroom ja sakte hai.
- Fir aapko agar khane ka waqt raha to khana aur nashte ka waqt raha to nashta diya jayega.
- Aap itmenan se khana kha le aur fir jab puri tarah relax ho jaye to Umrah k aheram ki niyat karle aur labbaik padhe , Mard uchi awaz be aurte ahista se .Miqat se pahle niyat karna jaroori hai warna dam lazim aayega.
- Ab aap par Aheram ki pabandiya lagu ho gayee, scented mashrubat, hand wash, wipes in tamam chizo se parhez kare.

Jeddah/Madina Arrival

Immigration & Passport Control

Airport par landing k baad aapko bus k zariye se ya fir direct Terminal le jaya jayega.

Immigration - Terminal par apna passport, **boarding pass**, health card ready rakhe , Apka photo and fingerprints liya jayega









Jeddah Landing –

Highspeed Train se aapko Makka le jayege – Bus se Railway Station se building le jayege

Madina Landing -

Madina Airport se bus se building le jeyege

SAUDI SIM CARD IMPORTANT NUMBERS

|  Company |  Balance Check |  Apna Number Check |  Recharge Code |
|---|--|--|--|
|  STC (Sawa) | *166# | *150# | 155RechargeCode# |
|  Mobily | *1411# | *222# | 1400RechargeCode# |
|  Zain | *142# | *144# | 141RechargeCode# |
|  Red Bull Mobile (Virgin/FRIENDi) | *102# | *115# | 101RechargeCode# |

BUILDING/HOTEL ENTRY

Nusuk Card



BUILDING



AZIZIYA BUS STATION



MAHARASHTRA STATE HAJ COMMITTEE

مہاراشٹر اسٹیٹ حج کمیٹی

ANY HELP & ASSISTANCE PLEASE CALL

کسی بھی قسم کی مدد کے لیے مجھے کال کریں۔

किसी भी प्रकार की सहायता के लिए मुझे कॉल करें

M.AMAN SK. PEER MOHAMMAD

(State Haj Inspector)

COVER NO:- SHIMHF-723-1-0

MOBILE NO INDIA :- + 91 98814 48485

MOBILE NO SAUDIA:- +966

0568674615



| ROOM NO | BULDING NO | MAKTAB NO |
|---------|------------|-----------|
| 201 | 30 | 15 |

ADDRESS :-

HAJI NAGAR AKOT FAIL, AKOLA, MAHARASHTRA INDIA

(AKOLA DISTRIC)



Sling Bag

- 👉 Hands-free carry – Shoulder par cross karke pehno, dono haath free rahte hain.
- 👉 Compact size – Sirf zaroori cheezein (mobile, wallet, passport, 100 Riyal, tasbeeh, water bottle, chappal) fit hoti hain.
- 👉 Quick access – Front zipper se turant cheez nikal sakte ho.
- 👉 Secure – Body ke saath chipka rehta hai, crowd me safe.
- 👉 Lightweight – Long walks aur bus rides ke liye comfortable.





PAHELI ZIYRAT (Building → Haram)

Arrival & Basic Setup

Bag aane ka intezaar kare – Pehle apna luggage receive kar lein, saman tartib se rakh de.

Building ke reception se address card le lein – Yeh card zaroori hoga agar aapko kabhi rasta bhool jaye ya taxi leni pade.

Thode paise (100 Riyal approx) sath rakhein – Emergency ya chhoti zarurat ke liye. Baaki paisa room me secure rakh dein.

Transport & Bus Planning

Apne qareeb ka bus stop maloom karein – Naam aur number note kar lein (e.g., Stop 1).

**Yeh bus aapko Qudai / Maskuta ya kisi aur transfer point par le jayegi –
Wahan se dusri bus milegi jo Haram tak le jaayegi.**

Dusri bus me sawar ho kar Haram jana hoga – Bus timings aur rush ka khayal rakhein.

Haram Entry & Navigation

Haram me Clock Tower ke niche ya baju se se dono raste jate hain – Dono entry points accessible hain.

Haram me taqriban 210 gates hain – Gate number ya naam yaad rakhein.

Ek milne ka point fix karein – Crowd management ke wajah se gates band ho sakte hain, isliye ek backup meeting point zaroor tay karein.


Halak (Haircut) & Exit

Halak ke liye saloon Clock Tower ke basement me milta hai – Clean aur convenient.


Ya apne bus stop ki taraf jaate waqt bhi saloon mil jayega – Agar rush ho to alternate option ready rakhein.



Juma ke Din Makkah me Dhyan Rakhne Wali Chize

 Subah 6–7 baje buses band ho jati hain

→ Is liye jaldi nikalna aur masjid pahunchna.

 Juma ke baad zyada bhid hoti hai

→ Thoda late niklo ya Asar ke baad niklo.

 Pani ki bottles & ORS apne sath rakho

→ Hydration ke liye zaroori hai.

 Wuzu ke liye pani use karo

→ Pani sirf peene ke liye nahi, wuzu ke liye bhi bacha ke rakho.

 Dry fruits / halka snacks rakho

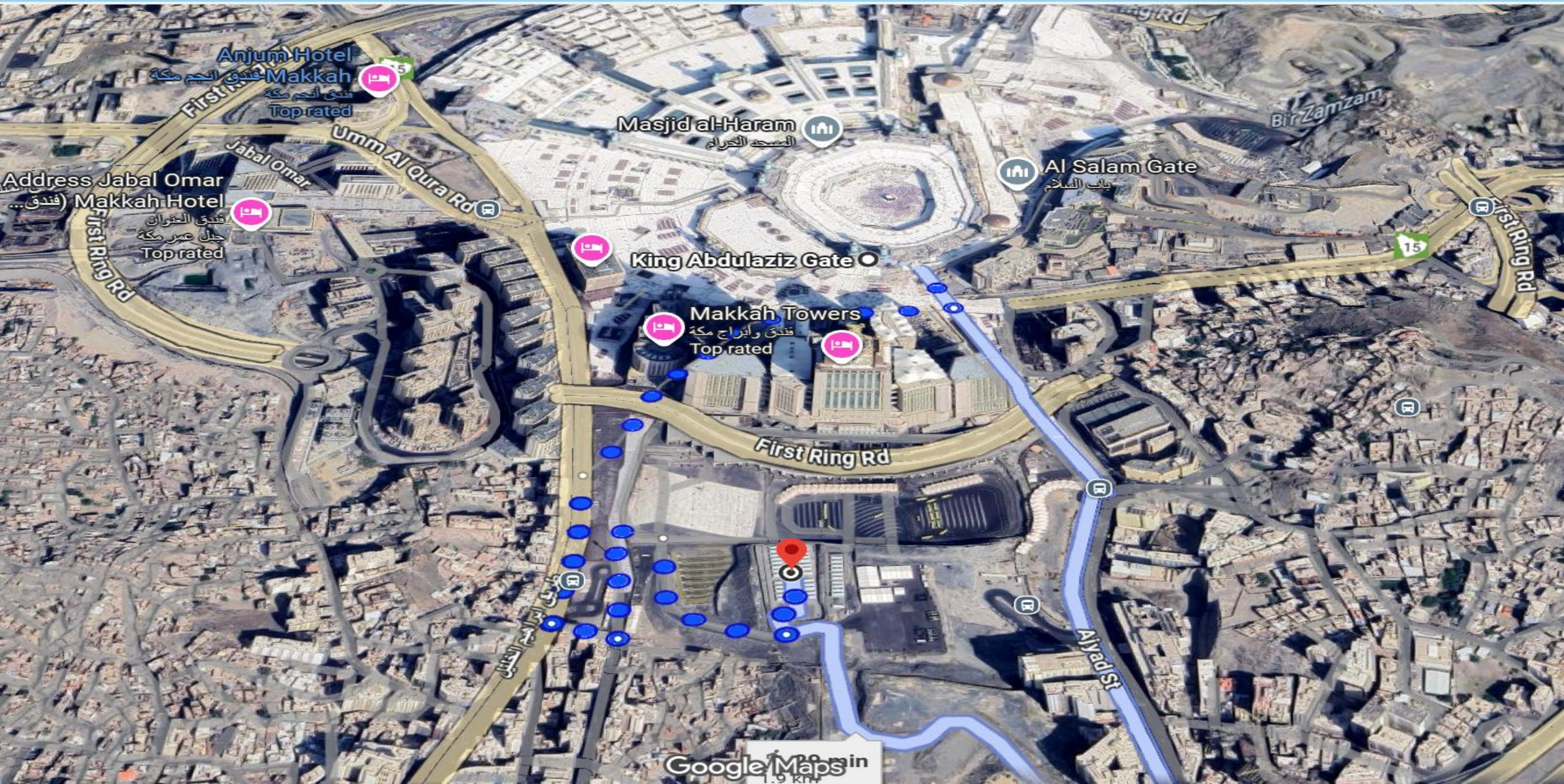
→ Taakat aur energy ke liye.

 Mobile charger rakho

→ Communication aur navigation ke liye zaroori.

JUMA KI SUNNATO KA MASLA

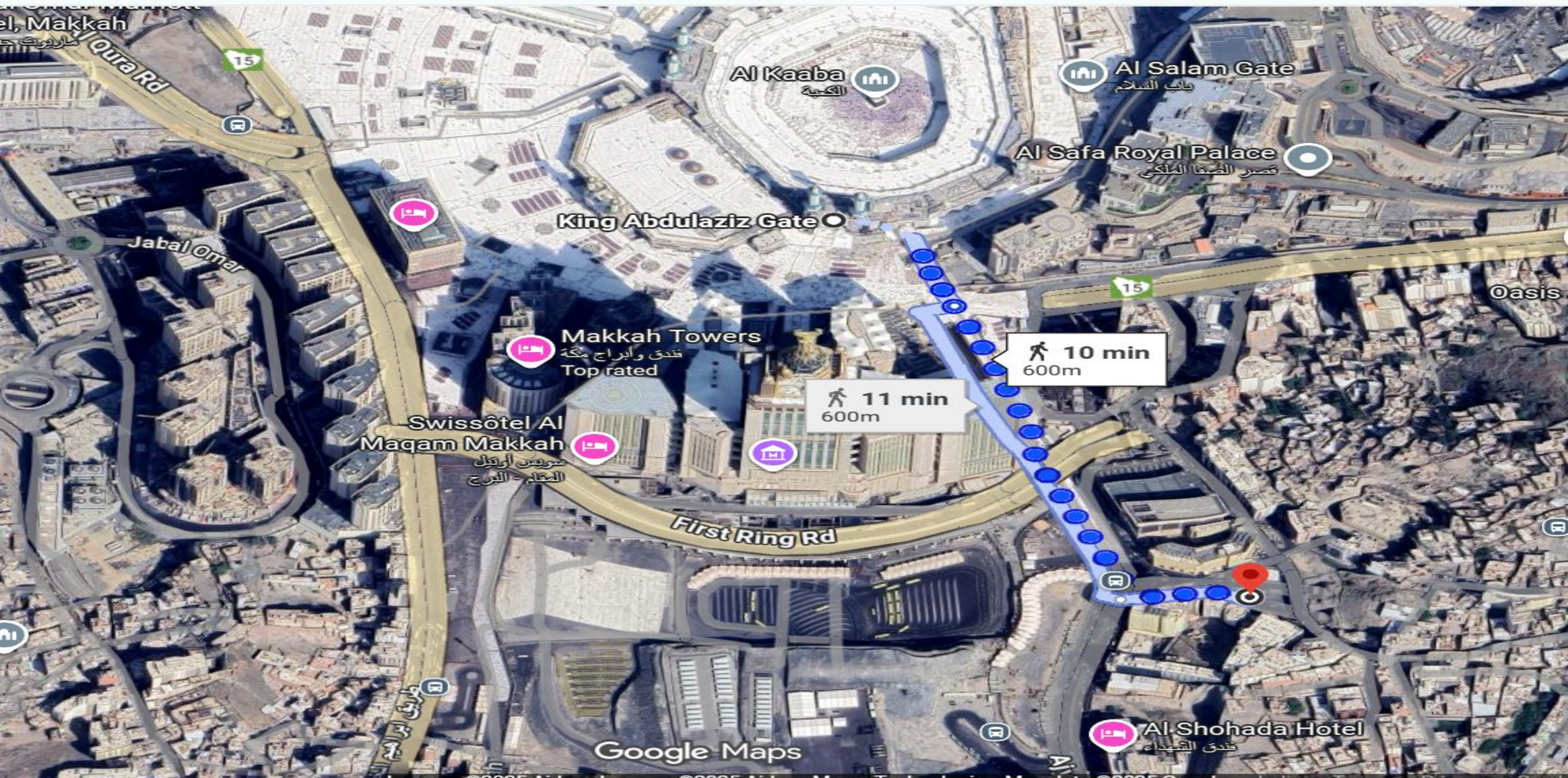
King Ab Aziz Gate – Kuday bus stop



Haram - Kuday



King Ab Aziz gate - Ajyad



Ajyad Street – Maskhouta



Note –

In this Whole section of Mina Presentation, I have Used Images and Informtion from Ab. Jabbar Mujawar Sahab (Haj Trainer) Mumbai

Mina Rawangi



Photo by: Akram S. Abahre



Mina Preparation - 1

📢 Notice Check: Mina rawangi ka notice building mein lagaya jayega – us waqt se pehle tayyari kar lein.

Separate bag for ladies and Gents

📄 DOCUMENTS & IDENTIFICATION (Zaroori.Pehchan.aur.Permits)

👤 All ID Cards

🕒 Wrist / Steel Wrist Belt

🆔 Nusuk Card

📿 Bracelet

🏕️ Mina Camp Number (Note)

🚇 Metro Train Ticket

🐑 Adahi Coupon

🍴 Food Coupons

🩺 📱 HEALTH, SAFETY & ELECTRONICS (Sehat?Hifazat.aur.Gadgets)

💊 Essential Medicines (5–6 days)

⚡ ORS / Electral , 📦 Glucon-D

🧴 Cold Cream

🩹 Band-Aids

📱 Mobile Phone, Charger, 🔋 Power Bank

📶 Mobile Recharge Coupon

☂️ Umbrella (Must), 🧢 Cap, 🧣 Arabi Rumal, 🕶️ Sun Glasses

🎒 🍪 BACKPACK & DAILY USE ITEMS (Rozmarra.aur.Safar.ka.Samaan)

🎒 One Backpack Should Contain

🏠 2 Ihram

👕 2 Extra Dresses

🥜 Dry Fruits

🍫 Protein Bars

🍪 Biscuits / Snacks

🍴 Paper Plates

🚰 Water Bottle



Mina Preparation - 2



Bus Delay Possible:

- Bus aapko diye gaye waqt se late aa sakti hai.
- Sab log niche aakar bus ka intezaar na karein.
- Mashwara se kuch log bus ka intezaar karein, baqi log apne kamre mein aaram karein.



Ihram Preparation: Ihram pehn lein, **niyat na karein** (niyat baad mein hogi).



Bus Arrival:

- Agar bus dusre din (8 Zilhajj) bhi aaye toh ghabrane ki baat nahi.
- Aapke Hajj mein koi farq nahi padega.
- Buses number-wise aati hain aur pilgrims ko Mina tak le jaati hain.



Arrival at Mina:

Apna **khema (tent) number, poll number, aur tent location** likh lein.

Makhtab will provide

- ❖ **Khaima Card / Wrist Belt**
- ❖ **Food Coupons**
- ❖ **Nusuk ID**

Haj Mission will provide

- ❖ **Metro Train Ticket**
- ❖ **Qurbani / Adahi Coupon**
- ❖ **Maps**

Adahi Qurbani Coupon



مشروع المملكة العربية السعودية الاستفادة من المحس والأضاحي
THE KINGDOM OF SAUDI ARABIA PROJECT FOR UTILIZATION OF HADY & ADAHI

ستد شراء نسك لموسم حج عام 1446 هـ
Receipt for Hajj Season 1446 H / 2025 G
Hijri Corresponding to 27/05/2025 14:41:39



465790026350

| | | |
|---------------|---|-----------|
| Buyer | IMRAN ATAURREHMAN KHAN / Bldg : 030 /Room : 406 MHF-2282- 4-0 /Dn: bfn: 1 | المشتري |
| Ritual Type | 1 | نوع النسك |
| Price | 720 SAR | السعر |
| Reseller Name | اسم الحج الأضاحي | |

ستم المشروع تنفيذ الديح بالبناء بالنبابة عن المشتري
الحض المكرمة في مكة المكرمة بعض دول المسلمين .
هذا الصولمن لا تصبحا لدخول السعاع.

The above ritual will be executed on behalf of the buyer.
The meats will be distributed to eligible people in
Makkah and in some Muslim countries. This
receipt is not a permit to enter the projects.

www.adahi.org

رقم النواصل: 920020193

Service Centre



id.ithraa.com.sa

Profile 🗨️ 🔔 ⚙️

Personal Information

Full name
ZAMEER A. [REDACTED]

Gender
Male

Country

Hajj ID
446050 [REDACTED]

Status

Service Center Information

Service Center
Ithraa Alkhair #28

Service Center Manager
بسام منصور حسن مجدي 🗨️ 📞

Camp Location

Mina Camp
49/62

Arafat Camp
49/62

Tent Card
Tent Card

Enriching Goodness
ITHRAA ALKHAIR

12 Service Center
Service Center

920031294
ithraalkhair.com.sa

Hajj Mubarak
Hajj Mubarak

1446 H

كرت خيمة
Tent Card

إشراء الخير
ITHRAA ALKHAIR

40 مركز خدمة
Service Center

920031294
ithraalkhair.com.sa

حج مبارك
Hajj Mubarak

1446 H

1446 HL
Ha

05
MALE

Arafa's Address
Mona's Address

Middle Ring Road Souq Al Arab Street |
83/2 مربع
62/39 مربع

1446 H Hajj

Tent No.
5

Arafat Address
Block 50 A
Al Jawhara Street
Index 6/65

Mina Address
Block 50 A
Al Jawhara Street 56
6/65 index

Pool no. → 4/25
1446 H Hajj

Tent No.
A 23

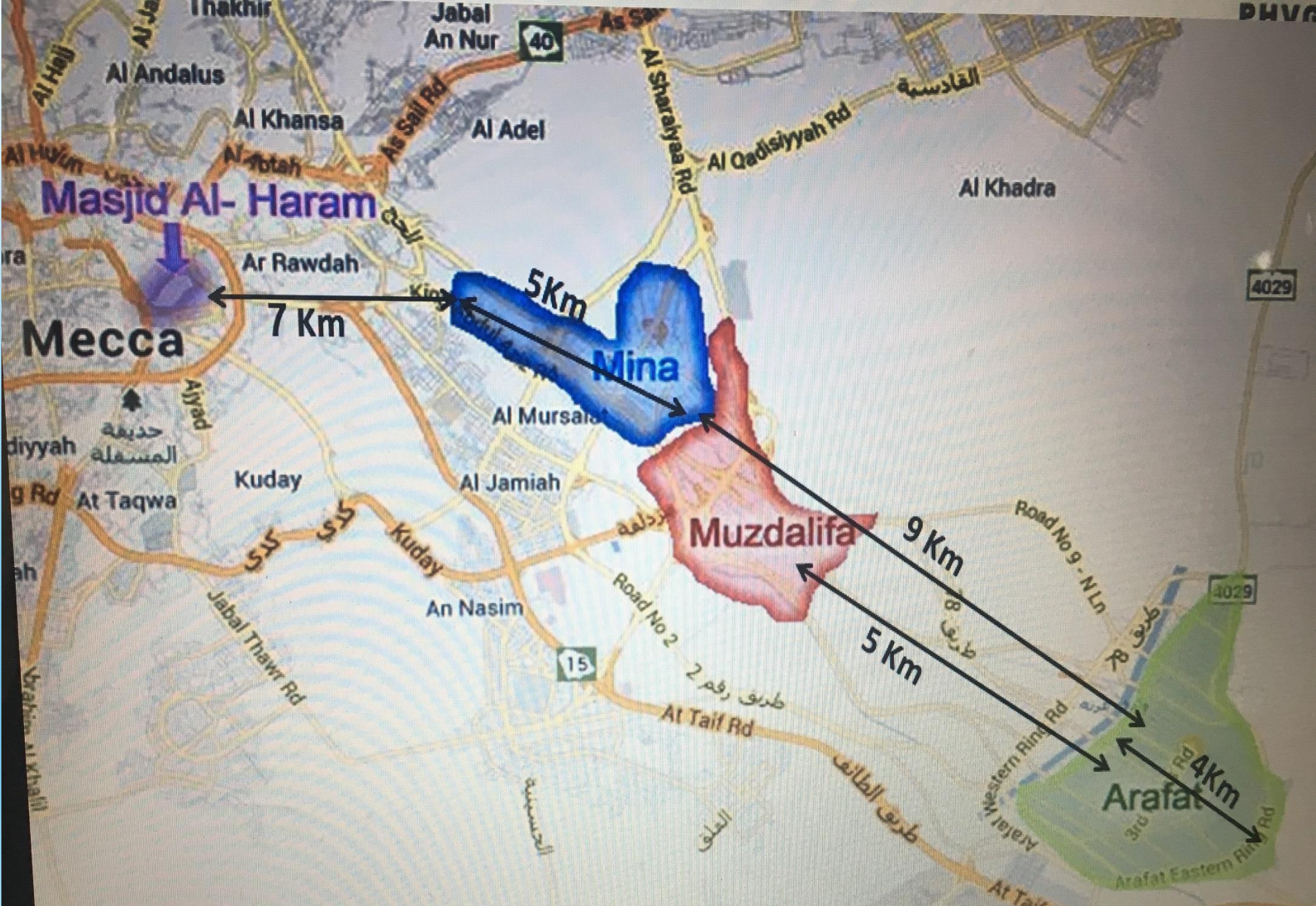
عنوان عرفة
طريق 54
ما بين الدائرتين الشرقي
والدائرتين الأوسط

عنوان منى
طريق الملك عبدالله
111 مربع

:: METRO TRAIN TICKETS ::



:: DISTANCE MAP ::



MINA MOVEMENT NIGHT





TENT / KHEMA



CAMP

Camp Number

مركز خدمة
Service Center

إثراء الخير
ITHRAA ALKHAIR

حجاج الهند
INDIAN PILGRIMS

15

مركز العناية بضيوف الرحمن
Pilgrims Care Center
920002814

عناية Care
1966

مركز عناية
Nusuk Care

Haj Mission Control Room at Mina during Haj



Khaima Number



مكتب الخدمة الميدانية رقم 44
المطوف : عبد الوهاب حامد بدر
الطريق 54 مربع 35
خلف مستشفى نمره
العنوان بمنى : شارع 202 مربع 12
بجوار مستشفى منى الشراع الجديد
العنوان بمكة : العزيزية مخطط البنك
رقم العمارة : 338

شارع 204
مكتب رقم 44
مربع 202
شارع 204
البريد الإلكتروني

1446 H Ha
05
MALE

عنوان عرفه
الدائري الأوسط
مربع 83/2

عنوان منى
شارع سوق العرب
مربع 62/39








Mina Updates

- Ab sofa cum bed diya jayega jis me har haji ka uske bed par naam likha hua honga (100-104)
- Green carpets tent k bahar k area me dali jayegi
- Mina me har ek camp me ek medical center Rakha jayega jo aam taur se kitchen k pass hota hai
- Saman rakhne k liye racks di jayegi






NEW COLOUR CODE OF MINA ZONES



OLD POLE OF MINA



NEW COLOUR POLES OF MINA



NEW COLOUR POLES OF MINA



ZONE- 0



ZONE- 1



ZONE- 3



ZONE- 4


NEW POLES OF MINA



← **POLE / CAMP NUMBER**

← **ROAD NUMBER**

CAMP ENTRY GATE & POLE



Moallim's Camp Entry Gate

Khaima Card or Wrist band



ROAD NO : 56

2
56

4
56

6
56

8
56

1
56

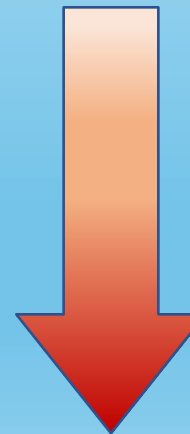
3
56

5
56

7
56

Haj Trainer Abdul Jabbar Mujawar

JAMRAT



MUZDALIFA

ROAD NO : 62

2
62

4
62

6
62

8
62

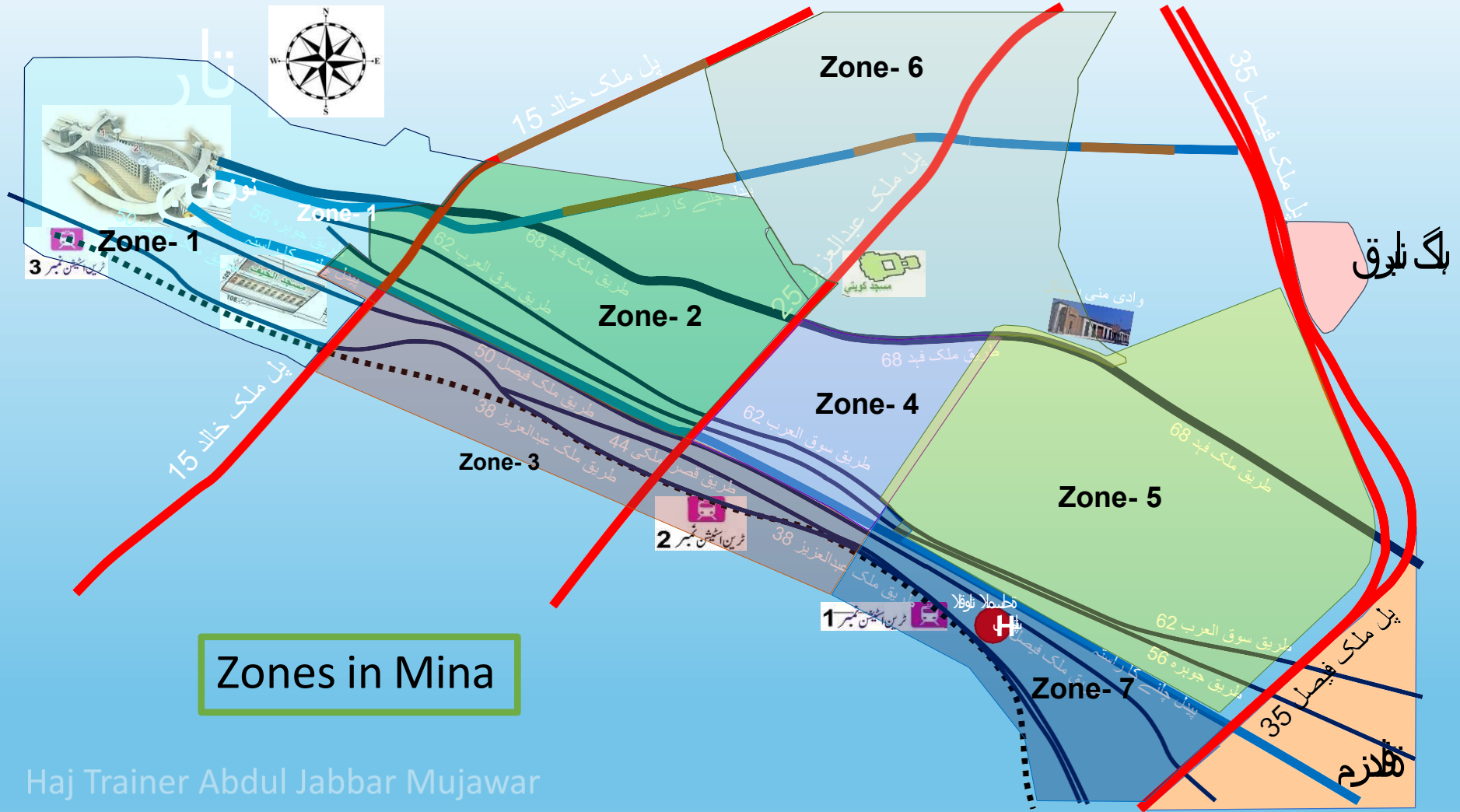
1
62

3
62

5
62

7
62

Haj Trainer Abdul Jabbar Mujawar



Haj Trainer Abdul Jabbar Mujawar



Important Roads

- ❖ Malik Abdul Aziz Road - 38
- ❖ Kasarul Mulk Road - 44
- ❖ Malik Faisal Road - 50
- ❖ Joharah Road - 56
- ❖ Sukul Arab Road - 62
- ❖ Malik Fahad Road - 68
- ❖ Street Number 202, 204 & 206

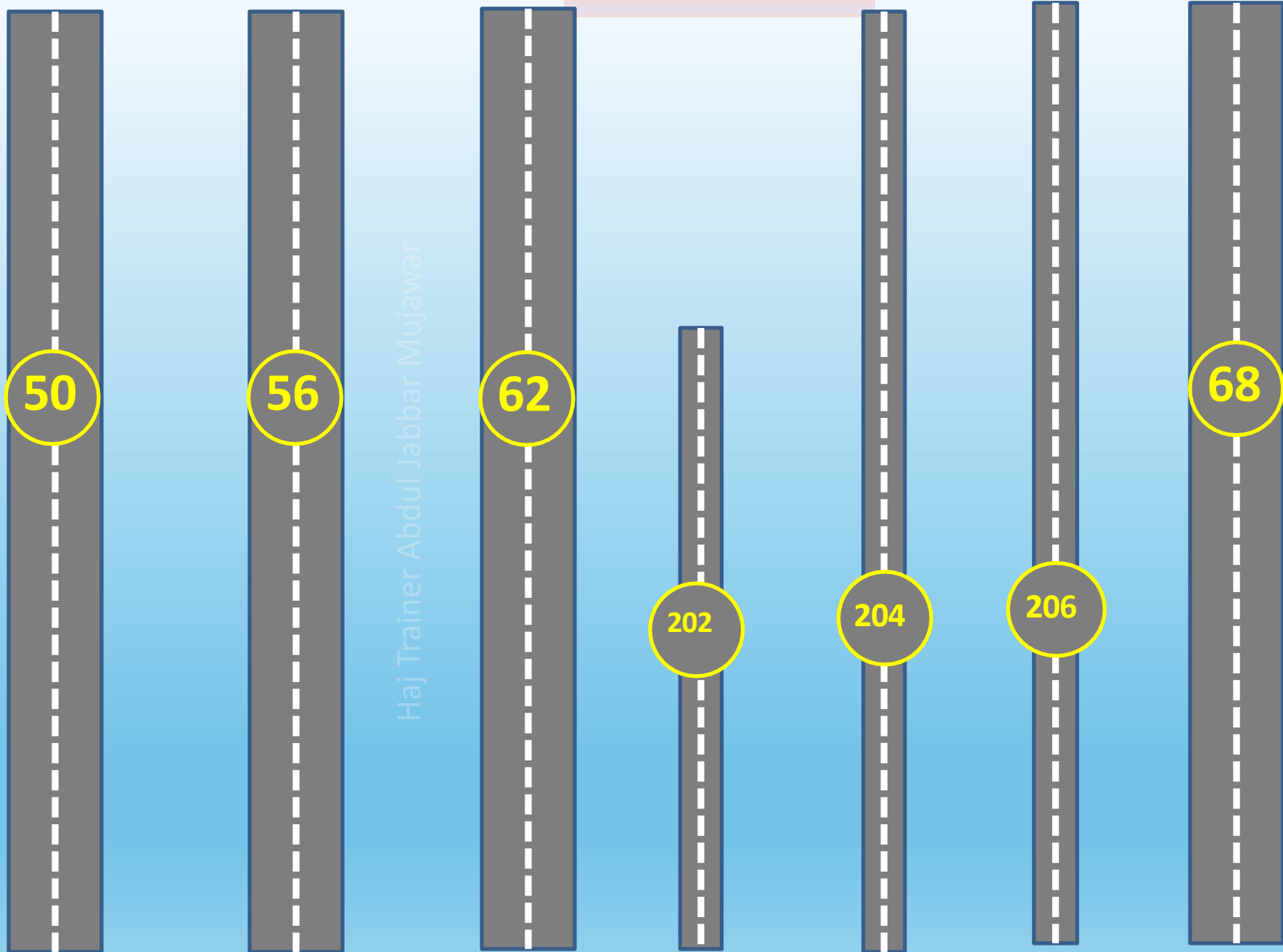
Important Bridges

- King Khalid Bridge - 15
- King Abdul Aziz Bridge - 25
- King Faisal Bridge - 35

Pedestrian Roads - 1, 4 & 15

(Paidal Chalneka Raste)

Towards JAMRAT



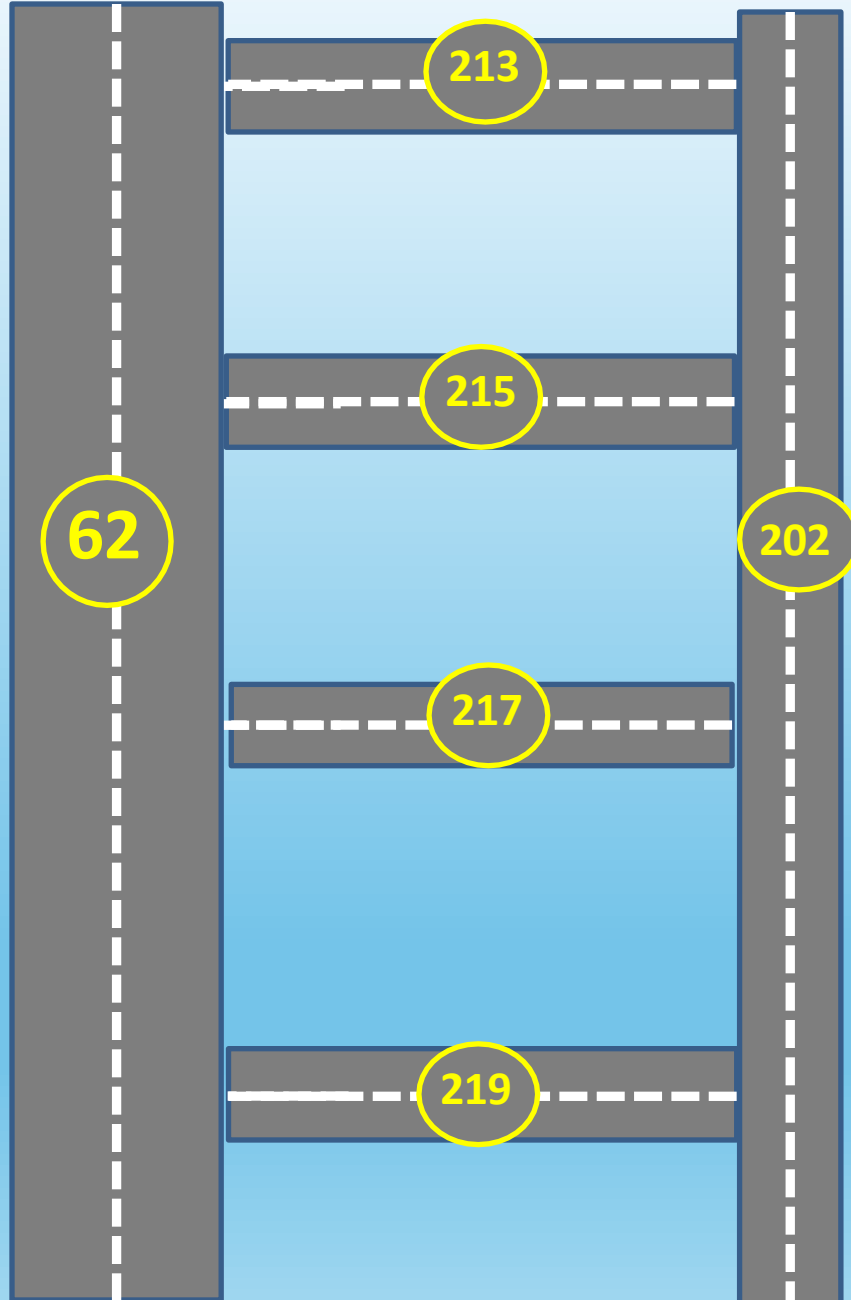
Haj Trainer Abdul Jabbar Mujawar

Important Main Roads & Streets in Mina : Arfat – Jamrat Direction

JAMRAT

AZIZIA

Haj Trainer Abdul Jabbar Mujawar




Key Points To Be Memorized (Yad Rakhanewale Ahem Mudde)

- ❖ Pole par **Upper wala** numbe **camp** number hai.
- ❖ **Niche wala** number **Road number hai**.
- ❖ Pole ka number Jamarat se shuru hoga aur Arafat ki taraf badhega
- ❖ Odd / Taak number ke pole raste ke right /side me honge.
- ❖ Even / Juft numbers ke pole raste ke left side me honge.
- ❖ Main Roads ka number 2 digit/adad ka hoga.
- ❖ Choti galiyo ke number 3 digit/adad ke honge.
- ❖ Mina 7 Zones / Sector mein bata hai.
- ❖ Choti galiyo ke number zone number ke hisaab se hoge.
- ❖ Arfat - Mina direction (khade) Road numbers even/juft numbers honge.
- ❖ Azizia -mina direction (aadhe) road numbers odd/taak numbers honge.

Pedestrian Road No. 1 / Paidal Chalnewala Chatwala Rasta

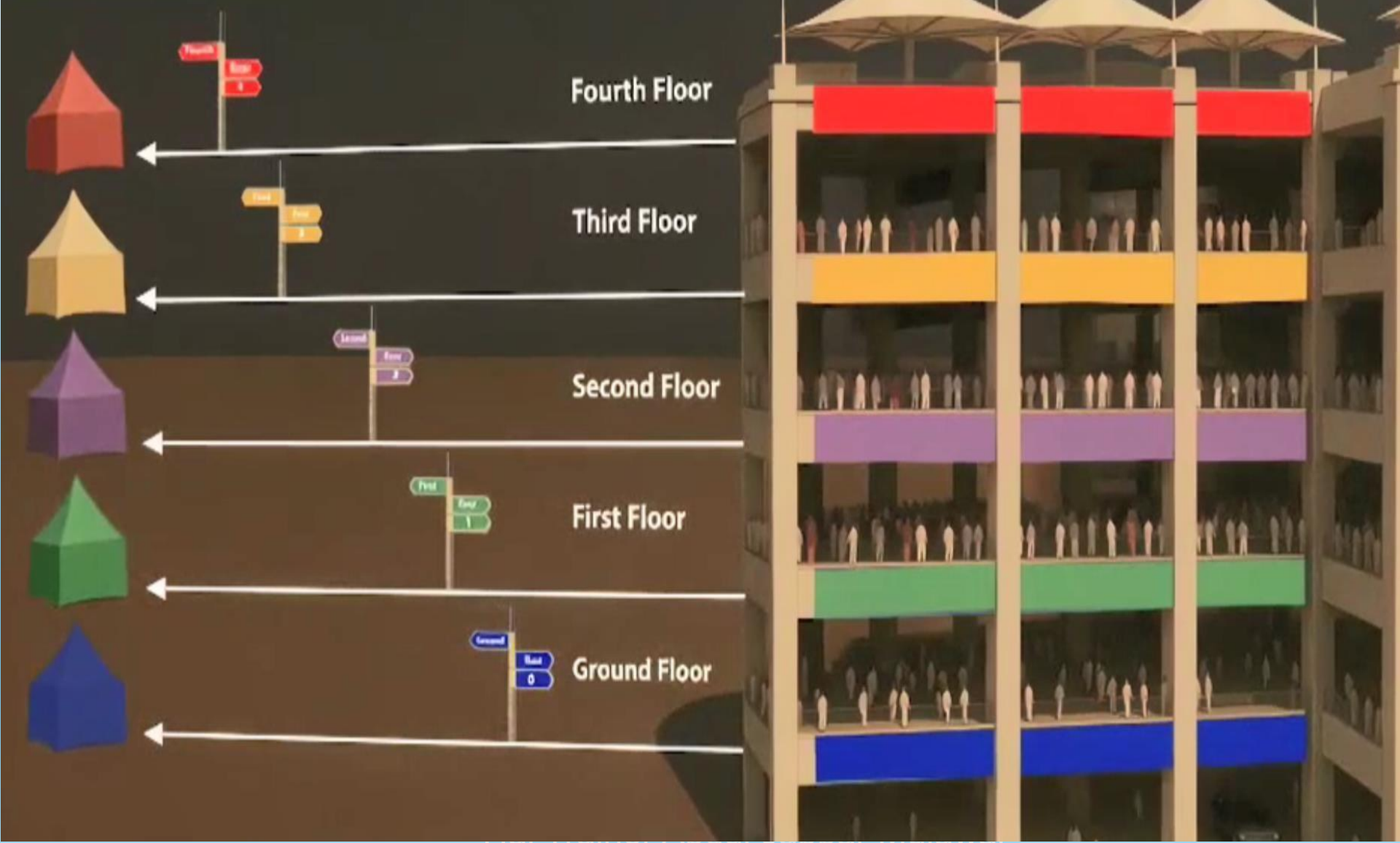
Haj Trainer Abdul Jabbar Mujawar



Jamrat Bridge

ZONE COLOUR & JAMRAT FLOOR

Follow The Signs and Color Codes



Ground Floor

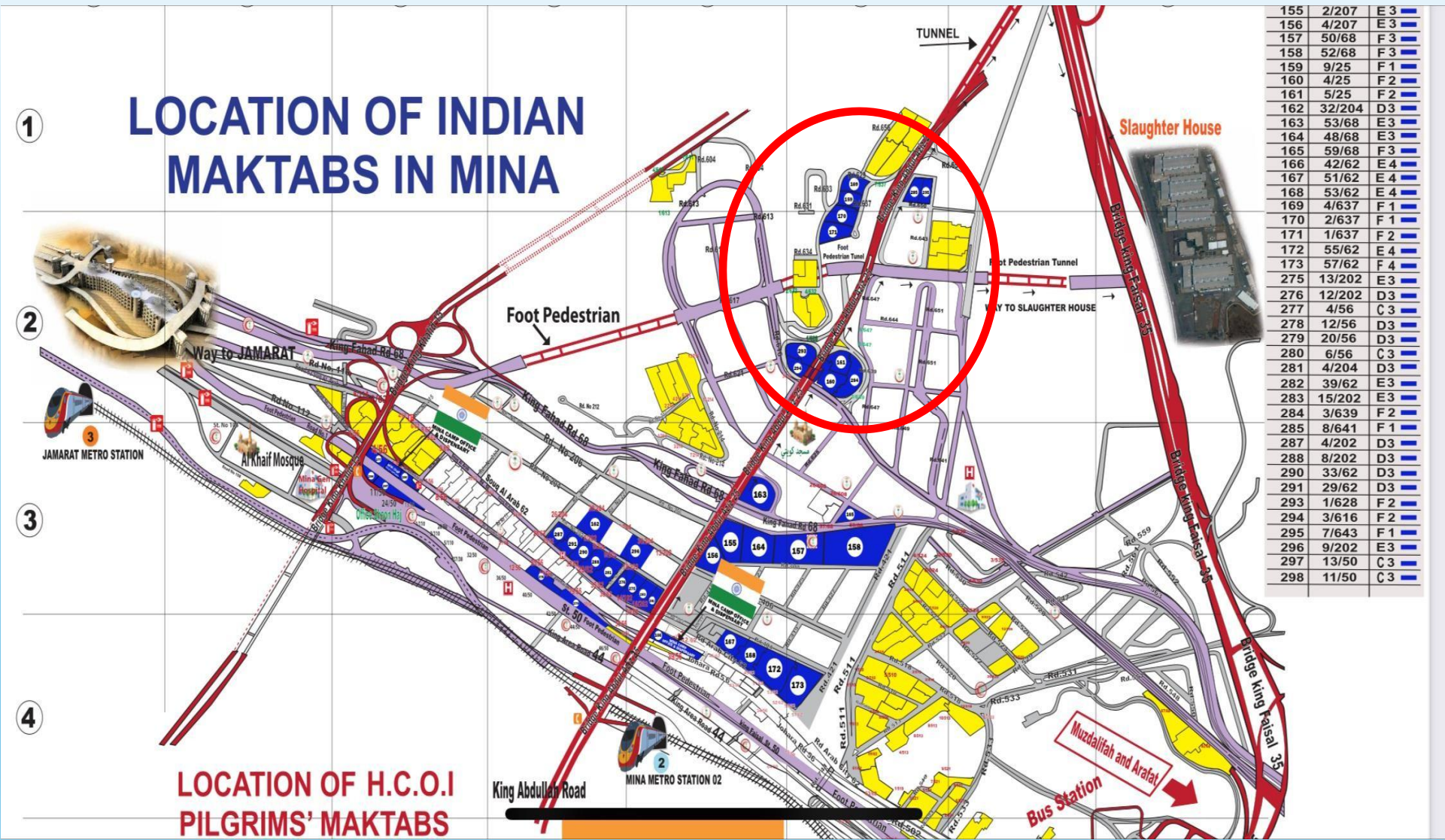
Pilgrims Coming Form

مشعر منی سے آنے والوں کے لیے۔

Hajis coming from Haram will Go To
The 2nd floor - Entry & Exit Roads



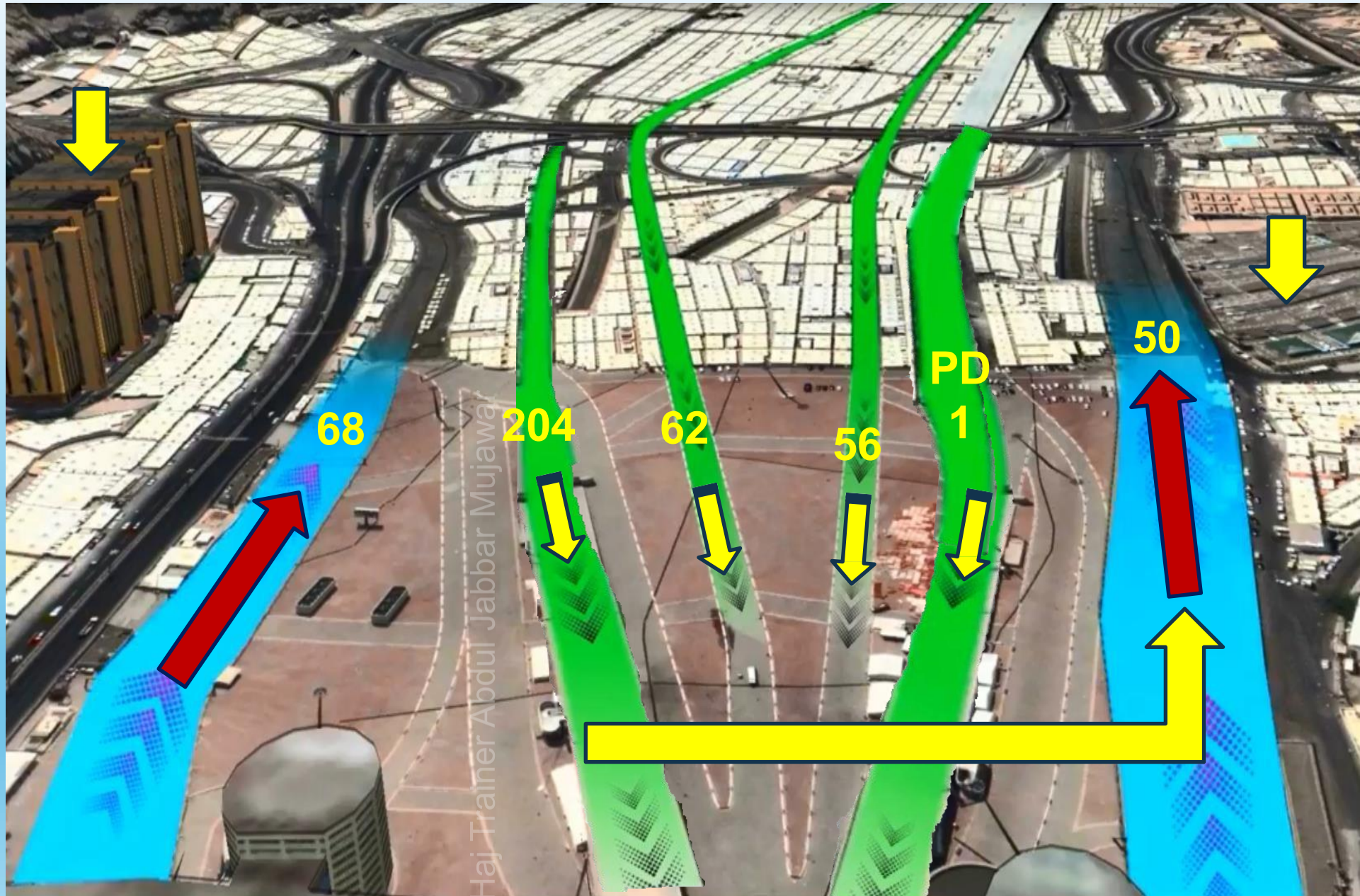
Zone 3 : Jamrat 3rd Floor



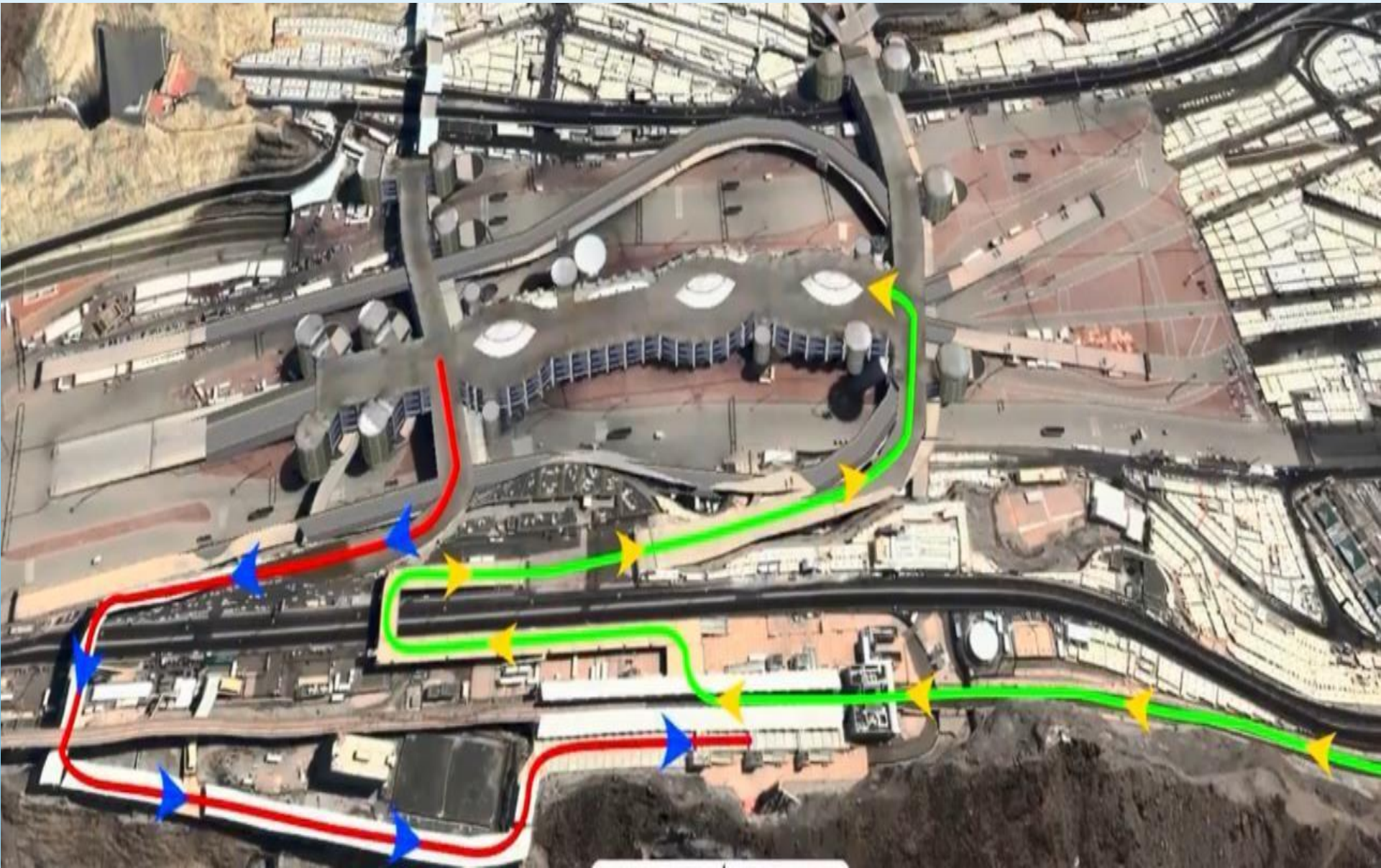
Zone 3 Hajis Will Go To Jamrat 3rd Floor



Way To Jamrat & Return to Mina Camp



Hajis Come By Metro Train Will Go To Jamrat 4th Floor



4rd floor Metro Station To Jamrat



تسجيلات الحرمين
HaramainRecordings
تسجيلات الحرمين
haramain.info

Road Number 50



Road No. 50 To Bridge/Pedestrian Road 5

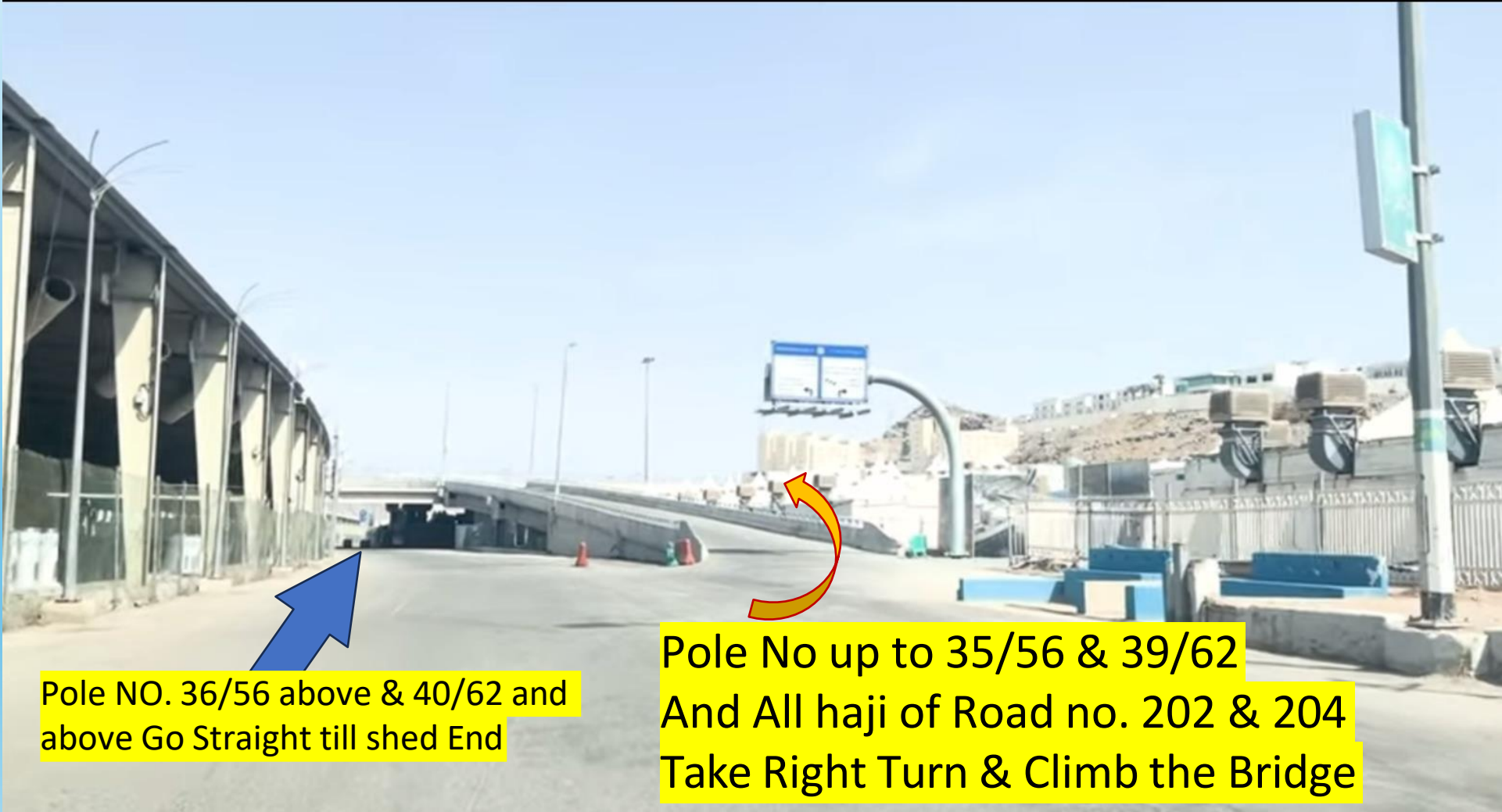


Pedestrian Road 5



All Hajis Whose Camps are Located on Road NO. 202, 204 & Road no. 56 up to Pole no. 35 & on Road no. 62 up to Pole No. 39 Must Returning From Jamrat By Road No. 50 & Climb onto Pedestrian Road NO. 5 Near Abdul Aziz Bridge.

सभी हाजि जिनके कैम्प रोड नं. 202, 204 पर है। और रोड नं. 56 के पोल नं. 35 तक और रोड नं. 62 के पोल नं. 39 तक जथित हैं, उन्हें मिरात लौटते वक्त रोड नं. 50 से लौटना होगा और अब्दुल अली ब्रिज के पास सीधे हाजि को मुड़कर पैदल रोड नं. 5 की चढ़ान पर चढ़ना होगा।



Pole NO. 36/56 above & 40/62 and above Go Straight till shed End

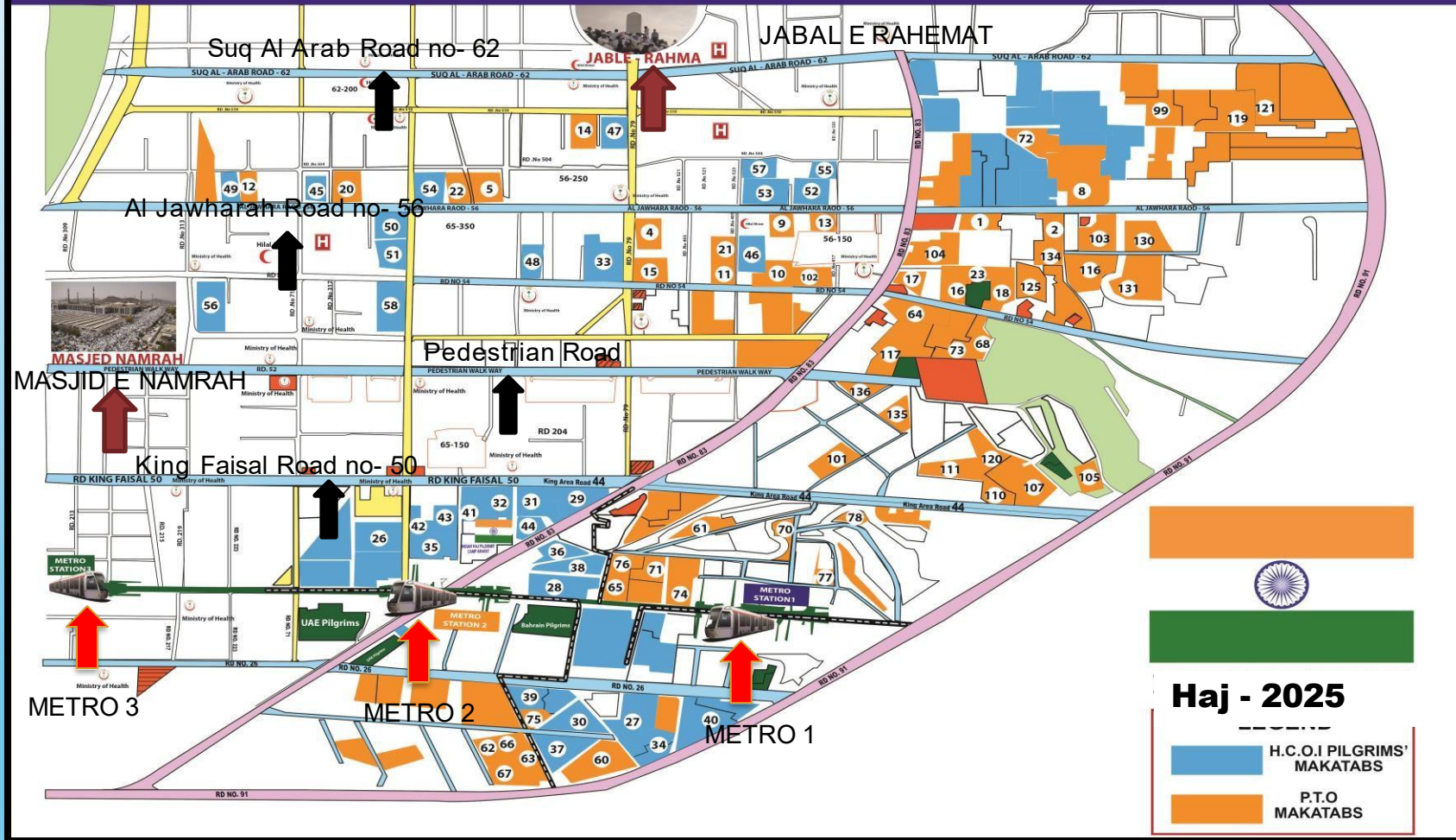
Pole No up to 35/56 & 39/62
And All haji of Road no. 202 & 204
Take Right Turn & Climb the Bridge

All Hajis Whose Camps are Located on Road no. 56 From Pole no. 36 and above & on Road no. 62 From Pole No. 40 and above Must Returning From Jamrat By Road No. 50 & Go Straight up to the end of Pedestrian Road (Shed Road) End towards Muzdalifa and take U turn to road no. 56 & 62 and go back till your camp on 10 Zilhujj.

सभी हाजि जिनके कैम्प रोड नं. 56 के पोल नं. 35 से आगे और रोड नं. 62 के पोल नं. 40 से आगे है जथित हैं, उन्हें िमरात लौटते वक्त रोड नं. 50 से लौटना होगा और छत वाला रायता खत्म होनेतक सीधा आगे िाना है और वह से युत्मलेकर अपने टेंट तक आना है।



LOCATION OF INDIAN MAKTABS IN ARAFAT 2025



Maidan e Arafat





New Arfat Tent



Muzdalifa









Toll Free & Whatsapp Helpline

Number

Haj -2026



WhatsApp

for Indian Pilgrims

+966 55 364 6966



24 X 7 TOLL FREE NUMBER

For Indian Pilgrims within the Kingdom

800 247 7786

**Cosulate General of India
Jeddah**

Makkah se Madina ka safar

- Aapki building me notice laga di jayegi jisme date and time likh diya jayega ki aapka madina ka safar kab hai
- waqt se pahele aap waha hazir rahe warna log Haram chale jate hai jis se buses me jane wale dusre hajiyo ko taqlif ho jati hai, aapko chod kar bhi bus rawana ho sakti hai ye ek pareshani ka sabab banega
- Aapka luggage aapke nikalne se pahle le liya jayega and alag se Madina ki hotel me pahocha diya jayega.
- Ek backpack apne sath rakh le jisme kuch jaroorat ka saman jaise charger, nahane ka saman, 1 jodi kapde, kuch khane ka saman, apne documents (Nusuk etc.) ye sath me rakh le.
- Madina pahochte hi apni building ka naam aur raste ka naam note kar le.
- Aam taur se Haram k qareeb hotels hoti hai

Madina me qayam

- Apni building ki janib jane wale gate ka number note kar le external gates jo courtyard me jate hai.
- Mard aur aurto k namaz ki jagahe yaha alag alag rahengi
- Hotels me smoke detector hote hai, room me dhua ya smoke se bache.
- Yaha room me preallocation nahi hote present vacant room availability k basis par diye jate hai.
- Wapasi me 1 din pahle aapka saman le liya jayege notice par dhyan rakhe and apne Haj Inspector se iske bare me information le le.
- Wapasi me bhi luggage capacity same hi rahengi extra luggage nikal diya jayega Hajj Authority se jimmedar hazrat luggage collect karne aate hai usi waqt weight karte hai.
- Apne sare documents sambal kar rakhe return flight ticket etc uski bag ready rakhe wo luggage me na chala jaye iska khayal rakhe.



Hajj Pilgrims ke liye Zaroori Guidelines

1. Bheed & Rush Safety

- Dhakka-mukki na karein, chhote qadam me chalein
- Gir jaane par side me ho jaayein, panic na karein
- Buzurg aur bachchon ka khaas khayal rakhein

2. Heat & Health Safety

- Paani / ORS hamesha saath rakhein
- Dhoop me zyada der na khade rahein
- Chakkar ya tabiyat kharab ho to turant madad lein

3. Emergency Instructions

- Saudi authorities & volunteers ke instructions follow karein
- Sirf authorized routes ka use karein
- Afwah aur panic se bachein

4. Fire & Hotel Safety

- Emergency exits pehle hi dekh lein
- Fire alarm par lift use na karein
- Itmenan se stairs ka use karein

India Wapasi

- Muallim k karkun aapke wapsi se pahle bus me aapke passport return karenge aap ye verify karle k aap hi k passport mile hai.
- Agar aapne wheel chair li hai use return kar de
- Apna luggage weight kar k rakh le (checkin bags), 1 ya 2 din pahle aapka luggage le liya jayega jo aapko India me airport milega.
- Isme aapka return ticket and documents na jane paye iska khyal rakhe.
- Apne sath use karne k kapde aur kuch saman cabin me k liye apne sat rahene de
- Airport aapke cabin baggage bhi chek honge zam zam nikal liya jayega
- Security and immigration k baad aapko weighting lounge me flight ka intezar karna honga

Hajiyo se kuch darkhwast hai

- Hamesh apne aap ko hydrate rakhe ORS + Pani ka istemal kare
- Kisi bhi taqlif me khud se ilaj karne k bajaye dispensary me jaye ya medical emergency ka use kare.
- Bus ya train se nikalte waqt haram na chale jaye movements k waqt schedule ka bahot khayal rakhe, warn ahji ko chod kar bus ya train rawan ho jayegi
- Saaf Safai ka khyal rakhe , paan ghutkha kha kar kahi thukhna aur washrooms ka gnada rakhane se parhex kare saaf safai ka khub khayal rakhe
- Slogens, nare bazi, dhrane , flags ka use haram me bilkul mana hai. Ye sab waha punishment dilane wale zurm hai
- Naujawan sathiyo se guzarish hai wo dusre zaif , kamjor , likhna padhna na jan ne wale hajiyo k help kare
- Apni Marzi se ziyarto ka plan bana kar na chale jaye balqi branch office ko inform kare
- Hamesh apna Nusuk apne sath rakhe uske photos mobile me bhi nikal le

Tamam hi azamine haj se khususi Duao ki darkhwast
hai

Imam **ARMAN TAMBOLI** & **NASIR KAZI** Khan

(Nandu **9373705050** Haj Trainer)

हज 2026 - ओरिएंटेशन प्रोग्राम फीडबैक फॉर्म

कवर नंबर: _____

दिनांक: ___ / ___ / 2026

कार्यक्रम के बारे में आपकी राय (✓ लगाएँ):

बेहतर बनाने की जरूरत है ठीक था अच्छा था बहुत अच्छा था

सुझाव (यदि कोई हो):
